MEMO

TO: Board of Directors

FROM: Joyce Machado, Director of Finance

SUBJECT: November 2018 BOD Meeting Report - Finance
Fiscal Year - March 1, 2018 through February 28, 2019

DATE: November 8, 2018

Receivable Activity Report: (Period Ending October 20, 2018).
The prior receivable balance as of September 20, 2018 was $3,905,963.27.

Billings for the period ending October 20, 2018 were $2,284,074.30.

Collections for the period ending October 20, 2018 were $2,782,877.79.

Total Receivables balance ending October 20, 2018 was **$3,407,159.78**
(See Receivable Activity Report for detail).

Cash Activity Report: (Period Ending October 20, 2018).
Total Cash balance for all accounts on September 20, 2018 was $49,305,679.58. A subsequent penny adjustment was made at 9.20.18 in the Cal Trust account resulting in a revised total cash balance at 9.20.18 of $49,305,679.57 as shown on the Cash Activity *Detail* Report.

Cash on Hand account balance as of September 20, 2018 was $0. Total increase was $180,002.00. Total decrease was $0. Cash on Hand balance on October 20, 2018 was **$180,002.00.**

Central Valley Community Bank - Checking balance as of September 20, 2018 was ($122,819.05). As of October 20, total increase in this account was $3,779,071.05. Total decrease in this account was $3,964,857.10. Total balance in the Checking account as of October 20, 2018 was **($308,605.10).** *(See Cash Activity Report for detail).*

Central Valley Community Bank – Payroll Checking balance as of September 20, 2018 was $10.00. As of October 20, total increase in this account was $419,901.86. Total decrease in this account was $419,901.86. Total balance in the Payroll Checking account as of October 20, 2018 was **$10.00.** *(See Cash Activity Report for detail).*

Central Valley Community Bank - Transactional Account balance as of September 20, 2018 was $5,853,039.90. As of October 20, total increase in this account was $5,063,565.88. Total decrease in this account was $8,252,174.03. Total balance in the Transactional Account as of October 20, 2018 was **$2,664,431.75.** *(See Cash Activity Report for detail).*

Central Valley Community Bank – Muni Account balance as of September 20, 2018 was $5,461,742.44. As of October 20, total increase in this account was $7,182.56. Total decrease in this account was $0. Total balance in the Muni account as of October 20, 2018 was **$5,468,925.00.** *(See Cash Activity Report for detail).*

Cal Trust – Investment Account balance as of September 20, 2018 was $18,371,380.50. As of October 20, total increase in this account was $30,416.20. The decrease in this account was $13,249.78 (includes reference to 9.20.18 (.01) adjustment as shown on the summary Cash Activity Report). Total balance in the Investment account as of October 20, 2018 was **$18,388,546.92.** *(See Cash Activity Report for detail).*

LAIF account balance as of September 20, 2018 was $19,741,625.79. As of October 20, total increase in this account was $89,579.63. Total decrease in this account was $0. Total cash balance on October 20, 2018 was **$19,831,205.42.** *(See Cash Activity Report for detail).*

Petty Cash account balance as of September 20, 2018 was $700.00. Total increase was $0. Total decrease was $0. Total Petty Cash balance on October 20, 2018 was **$700.00.** *(See Cash Activity Report for detail).*

Total Cash balance for all accounts as of October 20, 2018 was **$46,225,215.99**

Budget to Actual Comparison: Funds 03/65: (March 1, 2018 through September 30, 2018).

Baseline measurement is 58.33% (7 months).

Note that year-to-date actual expenditures comparison to budget is an estimate only. Invoicing may not be uniform all year round. A true reflection of expenses is done at year-end after all accruals are booked and all necessary reconciliations are completed.

YTD spending is trending positive (in total) with actual spending of 42.05% of the approved budget when compared to 58.33% as budgeted. *(See Budget to Actual Comparison Report for detail).*

DMC Budget to Actual Comparison Summary: (March 1, 2018 through September 30, 2018).

Baseline measurement is 58.33% (7 months).

Note that year-to-date actual expenditures comparison to budget is an estimate only. Invoicing may not be uniform all year round. A true reflection of expenses is done at year-end after all accruals are booked and all necessary reconciliations are completed.

YTD spending reflects a positive trend with actual spending of 54.50% of the approved budget when compared to 58.33% as budgeted. *(See Budget to Actual Comparison Report for detail).*

San Luis & Delta-Mendota Water Authority

Receivable Activity Report (Does Not Include Water Payment Transactions)

Period Ending October 20, 2018

	SELF-FUNDING DIST/OTHERS	MEMBERS	USBR EMERGENCY	USBR GRANTS	USBR MISC.	OTHER	TOTAL RECEIVABLE
RECEIVABLE BALANCE SEPTEMBER 20, 2018	$ -	$ 1,495,148.46	$ -	$ -	$ -	$ 2,410,814.81	$ 3,905,963.27
Billings:							
Cobra - Various Employees						2,018.77	2,018.77
Miscellaneous - Employee Reimbursement - Visa						83.56	83.56
Miscellaneous - Paul Olmstead - Visa Hotel Reimbursement						881.10	881.10
San Joaquin Valley Drainage Authority - August 2018 Expenses						6,164.86	6,164.86
SJRECWA - September 2018 - Various Districts						2,245,078.98	2,245,078.98
State Water Contractors - Delta Fallowing Pilot Program						9,987.83	9,987.83
State Water Contractors - Legal Technical Support						19,850.20	19,850.20
T. Kaijian - Repairs to Office Air Conditioner						9.00	9.00
TOTAL BILLINGS	$ -	$ -	$ -	$ -	$ -	$ 2,284,074.30	$ 2,284,074.30
Collections:							
Cobra - Various Employees						2,018.77	2,018.77
Membership Assessments FY18/19 - Second Installment		481,415.37					481,415.37
Membership Assessments FY17/18 - Second Installment		18,143.00					18,143.00
Miscellaneous - Employee Reimbursement - Home Depot/Visa						83.56	83.56
Miscellaneous - Paul Olmstead - Visa Hotel Reimbursement						881.10	881.10
2018 NOD Water Transfer - CDM Smith						24,991.73	24,991.73
San Felipe Unit - Various Districts						533.16	533.16
San Joaquin Valley Drainage Authority - July 2018 Expenses						3,104.18	3,104.18
SJRECWA - Various Districts						2,208,230.83	2,208,230.83
Travelers Insurance - Repairs of Vehicle Damage to DMC						43,476.09	43,476.09
TOTAL COLLECTIONS	$ -	$ 499,558.37	$ -	$ -	$ -	$ 2,283,319.42	$ 2,782,877.79
RECEIVABLE BALANCE AS OF PERIOD ENDING OCTOBER 20, 2018	$ -	$ 995,590.09	$ -	$ -	$ -	$ 2,411,569.69	$ 3,407,159.78

San Luis & Delta-Mendota Water Authority
Cash Activity Report
Period Ending October 20, 2018

	Cash On Hand	CVCB Checking 0.00%	CVCB Payroll 0.00%	CVCB Transactional 1.60%	CVCB Muni 1.60%	CalTrust ST 2.27% MT 2.12%	LAIF 2.16%	Petty Cash	Total Cash
CASH BALANCE September 20, 2018	0.00	(122,819.05)	10.00	5,853,039.90	5,461,742.44	18,371,380.50	19,741,625.79	700.00	49,305,679.58
Increases									
O & M Collections				2,453,455.74					2,453,455.74
Membership Assessments	180,002.00			319,556.37					499,558.37
Other Receivables				2,283,319.42					2,283,319.42
Transfer from Transactional Account		3,779,071.05	419,901.86						4,198,972.91
Transfer from Muni Account									0.00
Transfer from LAIF									0.00
Adjustment: Change In Market Share									0.00
Interest				7,234.35	7,182.56	30,416.20	89,579.63		134,412.74
TOTAL INCREASES	180,002.00	3,779,071.05	419,901.86	5,063,565.88	7,182.56	30,416.20	89,579.63	0.00	9,569,719.18
Decreases									
Check Disbursements (Attached)		3,718,364.88							3,718,364.88
Issue Payroll			419,901.86						419,901.86
Transfer to Payroll				419,901.86					419,901.86
Wire to USBR - Power (Sept)				1,467,589.37					1,467,589.37
Wire to USBR - SLJU Costs Qtr Ended 03/31/18				2,585,531.75					2,585,531.75
Wire to IRS (Payroll Tax Deposit)		78,274.68							78,274.68
Wire to EDD (Payroll Tax Deposit)		27,588.93							27,588.93
Wire to ICMA (Retirement Deposit)		140,400.95							140,400.95
Transfer to DHCCP									0.00
Transfer to Checking				3,779,071.05					3,779,071.05
Adjustment: Change In Market Share as of 9/20/18						0.01			0.01
Adjustment: Change In Market Share						13,249.77			13,249.77
Bank Service Charge/Wire Fees		227.66		80.00					307.66
TOTAL DECREASES	0.00	3,964,857.10	419,901.86	8,252,174.03	0.00	13,249.78	0.00	0.00	12,650,182.77
CASH BALANCE October 20, 2018	$ 180,002.00	$ (308,605.10)	$ 10.00	$ 2,664,431.75	$ 5,468,925.00	$ 18,388,546.92	$ 19,831,205.42	$ 700.00	$ 46,225,215.99
Unreconciled, bank statements expected by 11/10/18									
Daily interest rates through 10/20/18									
Net Increase (Decrease)	$ 180,002.00	$ (185,786.05)	$ -	$ (3,188,608.15)	$ 7,182.56	$ 17,166.42	$ 89,579.63	$ -	$ (3,080,463.59)
	10.19.18 received checks, deposited 10.22.18	Accounts Payable		Transfer to Other Accounts	Interest	Interest & adjustment for change in share price	Interest		

I:\FIN_Reports\Finance_SS\BOD\CASH-RPT\FYE2-19\[CashActivity.xls]OCT18

San Luis & Delta-Mendota Water Authority
Cash Activity Detail Report - Operational
For Month Ending October 20, 2018

	Daily Interest Rates:		0.00%	0.00%	1.60%	1.60%	ST 2.27% MT 2.12%	2.16%		
	Type of Account:	Cash	CVCB	CVCB	CVCB	CVCB	Cal Trust	LAIF	Petty	
	Account #:	on Hand	Checking 0471	Payroll 0489	Transactional 0463	Muni 4858	25-10 Short/Medium Term	4-006	Cash	Total
	Cash Balance as of 9/20/2018	0.00	(122,819.05)	10.00	5,453,039.90	5,461,742.44	18,371,380.49	19,741,625.79	700.00	49,305,679.57
Date	Transfers From Trans/Muni/Muni									
9/24/2018	Funding for payroll	0.00	0.00	2,358.56	(2,358.56)	0.00	0.00	0.00	0.00	0.00
9/26/2018	Funding for payroll	0.00	0.00	206,977.20	(206,977.20)	0.00	0.00	0.00	0.00	0.00
10/1/2018	Funding for payroll	0.00	0.00	3,231.95	(3,231.95)					
10/10/2018	Funding for payroll	0.00	0.00	207,334.15	(207,334.15)	0.00	0.00	0.00	0.00	0.00
		0.00	0.00	419,901.86	(419,901.86)	0.00	0.00	0.00	0.00	0.00
Date	Wires Out to Treasury									
10/1/2018	Sept 2018 Power Bill	0.00	0.00	0.00	(1,467,589.37)	0.00	0.00	0.00	0.00	(1,467,589.37)
10/12/2018	Qtr Ending 03.31.18 SL Joint Use Costs	0.00	0.00	0.00	(2,585,531.75)	0.00	0.00	0.00	0.00	(2,585,531.75)
		0.00	0.00	0.00	0.00	0.00	0.00	0.00	0.00	0.00
		0.00	0.00	0.00	0.00	0.00	0.00	0.00	0.00	0.00
		0.00	0.00	0.00	(4,053,121.12)	0.00	0.00	0.00	0.00	(4,053,121.12)
Date	Wires Out									
		0.00	0.00	0.00	0.00	0.00	0.00	0.00	0.00	0.00
		0.00	0.00	0.00	0.00	0.00	0.00	0.00	0.00	0.00
		0.00	0.00	0.00	0.00	0.00	0.00	0.00	0.00	0.00
		0.00	0.00	0.00	0.00	0.00	0.00	0.00	0.00	0.00
Date	Transfers Out - To LAIF / Cal Trust									
		0.00	0.00	0.00	0.00	0.00	0.00	0.00	0.00	0.00
		0.00	0.00	0.00	0.00	0.00	0.00	0.00	0.00	0.00
		0.00	0.00	0.00	0.00	0.00	0.00	0.00	0.00	0.00
		0.00	0.00	0.00	0.00	0.00	0.00	0.00	0.00	0.00
Date	CVCB Sweep Checking/Trans Muni									
9/21/2018	Sweep from Transactional Account	0.00	18,578.49	0.00	(18,578.49)	0.00	0.00	0.00	0.00	0.00
9/24/2018	Sweep from Transactional Account	0.00	53,743.04	0.00	(53,743.04)	0.00	0.00	0.00	0.00	0.00
9/25/2018	Sweep from Transactional Account	0.00	32,488.23	0.00	(32,488.23)	0.00	0.00	0.00	0.00	0.00
9/26/2018	Sweep from Transactional Account	0.00	6,608.65	0.00	(6,608.65)	0.00	0.00	0.00	0.00	0.00
9/27/2018	Sweep from Transactional Account	0.00	3,083.33	0.00	(3,083.33)	0.00	0.00	0.00	0.00	0.00
9/28/2018	Sweep from Transactional Account	0.00	494,645.47	0.00	(494,645.47)	0.00	0.00	0.00	0.00	0.00
10/1/2018	Sweep from Transactional Account	0.00	112,834.19	0.00	(112,834.19)	0.00	0.00	0.00	0.00	0.00
10/2/2018	Sweep from Transactional Account	0.00	25,181.95	0.00	(25,181.95)	0.00	0.00	0.00	0.00	0.00
10/3/2018	Sweep from Transactional Account	0.00	52,928.72	0.00	(52,928.72)	0.00	0.00	0.00	0.00	0.00
10/4/2018	Sweep from Transactional Account	0.00	32,871.30	0.00	(32,871.30)	0.00	0.00	0.00	0.00	0.00
10/5/2018	Sweep from Transactional Account	0.00	257,000.75	0.00	(257,000.75)	0.00	0.00	0.00	0.00	0.00
10/9/2018	Sweep from Transactional Account	0.00	25,001.48	0.00	(25,001.48)	0.00	0.00	0.00	0.00	0.00
10/10/2018	Sweep from Transactional Account	0.00	29,847.88	0.00	(29,847.88)	0.00	0.00	0.00	0.00	0.00
10/11/2018	Sweep from Transactional Account	0.00	4,813.49	0.00	(4,813.49)	0.00	0.00	0.00	0.00	0.00
10/12/2018	Sweep from Transactional Account	0.00	2,393,732.37	0.00	(2,393,732.37)	0.00	0.00	0.00	0.00	0.00
10/15/2018	Sweep from Transactional Account	0.00	85,135.08	0.00	(85,135.08)	0.00	0.00	0.00	0.00	0.00
10/16/2018	Sweep from Transactional Account	0.00	2,630.23	0.00	(2,630.23)	0.00	0.00	0.00	0.00	0.00
10/17/2018	Sweep from Transactional Account	0.00	92,591.06	0.00	(92,591.06)	0.00	0.00	0.00	0.00	0.00
10/18/2018	Sweep from Transactional Account	0.00	1,239.48	0.00	(1,239.48)	0.00	0.00	0.00	0.00	0.00
10/19/2018	Sweep from Transactional Account	0.00	54,115.86	0.00	(54,115.86)	0.00	0.00	0.00	0.00	0.00
		0.00	0.00	0.00	0.00	0.00	0.00	0.00	0.00	0.00
		0.00	0.00	0.00	0.00	0.00	0.00	0.00	0.00	0.00
		0.00	0.00	0.00	0.00	0.00	0.00	0.00	0.00	0.00
		0.00	3,779,071.05	0.00	(3,779,071.05)	0.00	0.00	0.00	0.00	0.00
Date	Bank Fee/Bank Error/Adjustments									
9/26/2018	Incoming wire fee	0.00	0.00	0.00	(20.00)	0.00	0.00	0.00	0.00	(20.00)
10/5/2018	Change in share price	0.00	0.00	0.00	0.00	0.00	(13,249.78)	0.00	0.00	(13,249.78)
10/12/2018	Incoming wire fee	0.00	0.00	0.00	(20.00)	0.00	0.00	0.00	0.00	(20.00)
10/12/2018	Change in share price	0.00	0.00	0.00	0.00	0.00	13,249.77	0.00	0.00	13,249.77
10/15/2018	Service charge (Analysis Stmt)	0.00	(227.66)	0.00	0.00	0.00	0.00	0.00	0.00	(227.66)
10/15/2018	Incoming wire fee	0.00	0.00	0.00	(20.00)	0.00	0.00	0.00	0.00	(20.00)
10/16/2018	Incoming wire fee	0.00	0.00	0.00	(20.00)	0.00	0.00	0.00	0.00	(20.00)
10/19/2018	Change in share price	0.00	0.00	0.00	0.00	0.00	(13,249.76)	0.00	0.00	(13,249.76)
		0.00	0.00	0.00	0.00	0.00	0.00	0.00	0.00	0.00
		0.00	0.00	0.00	0.00	0.00	0.00	0.00	0.00	0.00
		0.00	(227.66)	0.00	(80.00)	0.00	(13,249.77)	0.00	0.00	(13,557.43)
Date	Interest Earned									
9/28/2018	Interest Earned	0.00	0.00	0.00	7,234.35	7,182.56	30,416.20	0.00	0.00	44,833.11
10/15/2018	Interest Earned	0.00	0.00	0.00	0.00	0.00	0.00	89,579.63	0.00	89,579.63
		0.00	0.00	0.00	7,234.35	7,182.56	30,416.20	89,579.63	0.00	134,412.74
	Cash Balance as of 10/20/2018	180,002.00	(305,805.10)	10.00	2,864,431.75	5,468,925.00	18,388,546.92	19,831,205.42	700.00	46,225,215.99

Note: Daily Interest Rates are through 10/20/18

Percentage in Investment Accounts	13%	42%	45%	
Target Percentage in Investment Accounts	10%	75%	15%	

CC: JM

San Luis & Delta-Mendota Water Authority
Cash Activity Detail Report - Operational
For Month Ending October 20, 2018

	Daily Interest Rates:		0.00%	0.00%	1.60%	1.60%	ST 2.27% MT 2.12%	2.16%		
	Type of Account:	Cash	CVCB	CVCB	CVCB	CVCB	Cal Trust	LAIF	Petty	
	Account #:	on Hand	Checking 0471	Payroll 0489	Transactional 0463	Muni 4858	25-10 Short/Medium Term	4-006	Cash	Total
	Cash Balance as of 9/20/2018	0.00	(122,819.05)	10.00	5,853,039.90	5,461,742.44	18,371,380.49	19,741,625.79	700.00	49,305,679.57
Date	Receipts - Remote Deposit									
9/21/2018	Deposit	0.00	0.00	0.00	182,999.44	0.00	0.00	0.00	0.00	182,999.44
9/24/2018	Deposit	0.00	0.00	0.00	23,199.11	0.00	0.00	0.00	0.00	23,199.11
9/26/2018	Deposit	0.00	0.00	0.00	2,777.04	0.00	0.00	0.00	0.00	2,777.04
9/27/2018	Deposit	0.00	0.00	0.00	440,931.46	0.00	0.00	0.00	0.00	440,931.46
9/28/2018	Deposit	0.00	0.00	0.00	16,809.66	0.00	0.00	0.00	0.00	16,809.66
10/1/2018	Deposit	0.00	0.00	0.00	2,220,405.22	0.00	0.00	0.00	0.00	2,220,405.22
10/3/2018	Deposit	0.00	0.00	0.00	56,157.92	0.00	0.00	0.00	0.00	56,157.92
10/8/2018	Deposit-Bank Holiday-to deposit 10/9/18	14,124.60	0.00	0.00	0.00	0.00	0.00	0.00	0.00	14,124.60
10/9/2018	Deposit	(14,124.60)	0.00	0.00	14,124.60	0.00	0.00	0.00	0.00	0.00
10/11/2018	Deposit	0.00	0.00	0.00	2,018.77	0.00	0.00	0.00	0.00	2,018.77
10/12/2018	Deposit	0.00	0.00	0.00	115,722.67	0.00	0.00	0.00	0.00	115,722.67
10/15/2018	Deposit	0.00	0.00	0.00	16,459.98	0.00	0.00	0.00	0.00	16,459.98
10/18/2018	Deposit-Rec'd Chk, to deposit on 10/22/18	180,002.00	0.00	0.00	0.00	0.00	0.00	0.00	0.00	180,002.00
		0.00	0.00	0.00	0.00	0.00	0.00	0.00	0.00	0.00
		180,002.00	0.00	0.00	3,091,605.87	0.00	0.00	0.00	0.00	3,271,607.87
Date	Wired Receipts - Direct Deposit									
9/26/2018	Byron Bethany ID - SF O&M	0.00	0.00	0.00	10,358.04	0.00	0.00	0.00	0.00	10,358.04
10/12/2018	San Luis WD - SF O&M	0.00	0.00	0.00	70,270.98	0.00	0.00	0.00	0.00	70,270.98
10/15/2018	Westlands WD - SF O&M	0.00	0.00	0.00	1,265,201.35	0.00	0.00	0.00	0.00	1,265,201.35
10/16/2018	Friant WA - SF O&M	0.00	0.00	0.00	602,510.73	0.00	0.00	0.00	0.00	602,510.73
		0.00	0.00	0.00	0.00	0.00	0.00	0.00	0.00	0.00
		0.00	0.00	0.00	0.00	0.00	0.00	0.00	0.00	0.00
		0.00	0.00	0.00	0.00	0.00	0.00	0.00	0.00	0.00
		0.00	0.00	0.00	0.00	0.00	0.00	0.00	0.00	0.00
		0.00	0.00	0.00	1,948,341.10	0.00	0.00	0.00	0.00	1,948,341.10
Date	Direct Deposit In from USBR									
9/25/2018	Reclamation (Refuges) Mar. 2018	0.00	0.00	0.00	16,384.56	0.00	0.00	0.00	0.00	16,384.56
		0.00	0.00	0.00	0.00	0.00	0.00	0.00	0.00	0.00
		0.00	0.00	0.00	0.00	0.00	0.00	0.00	0.00	0.00
		0.00	0.00	0.00	0.00	0.00	0.00	0.00	0.00	0.00
		0.00	0.00	0.00	16,384.56	0.00	0.00	0.00	0.00	16,384.56
Date	To/From CAR - DHCCP									
		0.00	0.00	0.00	0.00	0.00	0.00	0.00	0.00	0.00
		0.00	0.00	0.00	0.00	0.00	0.00	0.00	0.00	0.00
		0.00	0.00	0.00	0.00	0.00	0.00	0.00	0.00	0.00
		0.00	0.00	0.00	0.00	0.00	0.00	0.00	0.00	0.00
Date	Checks Written									
9/21/2018	Accounts Payable-Visa	0.00	(15,642.32)	0.00	0.00	0.00	0.00	0.00	0.00	(15,642.32)
9/25/2018	Accounts Payable	0.00	(586,940.37)	0.00	0.00	0.00	0.00	0.00	0.00	(586,940.37)
9/25/2018	Void check #026745	0.00	562.81	0.00	0.00	0.00	0.00	0.00	0.00	562.81
9/26/2018	Payroll	0.00	0.00	(2,358.56)	0.00	0.00	0.00	0.00	0.00	(2,358.56)
9/28/2018	Payroll	0.00	0.00	(206,977.20)	0.00	0.00	0.00	0.00	0.00	(206,977.20)
10/2/2018	Payroll	0.00	0.00	(3,231.95)	0.00	0.00	0.00	0.00	0.00	(3,231.95)
10/2/2018	Accounts Payable	0.00	(317,434.27)	0.00	0.00	0.00	0.00	0.00	0.00	(317,434.27)
10/9/2018	Accounts Payable	0.00	(216,123.74)	0.00	0.00	0.00	0.00	0.00	0.00	(216,123.74)
10/11/2018	Accounts Payable	0.00	(2,239,182.63)	0.00	0.00	0.00	0.00	0.00	0.00	(2,239,182.63)
10/12/2018	Payroll (Pending)	0.00	0.00	(207,334.15)	0.00	0.00	0.00	0.00	0.00	(207,334.15)
10/15/2018	Accounts Payable-Visa	0.00	(396.31)	0.00	0.00	0.00	0.00	0.00	0.00	(396.31)
10/16/2018	Accounts Payable	0.00	(343,208.05)	0.00	0.00	0.00	0.00	0.00	0.00	(343,208.05)
		0.00	0.00	0.00	0.00	0.00	0.00	0.00	0.00	0.00
		0.00	(3,718,364.88)	(419,901.86)	0.00	0.00	0.00	0.00	0.00	(4,138,266.74)
Date	Wires for ICMA Contributions & Payroll Taxes									
9/26/2018	ICMA 9/8-9/26/18	0.00	(545.47)	0.00	0.00	0.00	0.00	0.00	0.00	(545.47)
10/1/2018	ICMA 9/8-9/21/18	0.00	(69,640.14)	0.00	0.00	0.00	0.00	0.00	0.00	(69,640.14)
10/2/2018	ICMA 9/22-9/28/18	0.00	(499.78)	0.00	0.00	0.00	0.00	0.00	0.00	(499.78)
10/3/2018	IRS 9/8-9/21/18	0.00	(275.06)	0.00	0.00	0.00	0.00	0.00	0.00	(275.06)
10/3/2018	EDD 9/8-9/21/18 SDI & SWT	0.00	(69.18)	0.00	0.00	0.00	0.00	0.00	0.00	(69.18)
10/3/2018	EDD 9/8-9/21/18 UI & ETT	0.00	(22.66)	0.00	0.00	0.00	0.00	0.00	0.00	(22.66)
10/3/2018	IRS 9/8-9/21/18	0.00	(38,678.21)	0.00	0.00	0.00	0.00	0.00	0.00	(38,678.21)
10/3/2018	EDD 9/8-9/21/18 SDI & SWT	0.00	(13,513.80)	0.00	0.00	0.00	0.00	0.00	0.00	(13,513.80)
10/3/2018	EDD 9/8-9/21/18 UI & ETT	0.00	(112.39)	0.00	0.00	0.00	0.00	0.00	0.00	(112.39)
10/5/2018	IRS 9/22-9/28/18	0.00	(843.04)	0.00	0.00	0.00	0.00	0.00	0.00	(843.04)
10/5/2018	EDD 9/22-9/28/18 SDI & SWT	0.00	(242.60)	0.00	0.00	0.00	0.00	0.00	0.00	(242.60)
10/15/2018	ICMA 9/22-10/5/18	0.00	(69,715.56)	0.00	0.00	0.00	0.00	0.00	0.00	(69,715.56)
10/17/2018	IRS 9/22-10/5/18	0.00	(38,478.37)	0.00	0.00	0.00	0.00	0.00	0.00	(38,478.37)
10/17/2018	EDD 9/22-10/5/18 SDI & SWT	0.00	(13,572.11)	0.00	0.00	0.00	0.00	0.00	0.00	(13,572.11)
10/17/2018	EDD 9/22-10/5/18 UI & ETT	0.00	(56.19)	0.00	0.00	0.00	0.00	0.00	0.00	(56.19)
		0.00	(245,264.56)	0.00	0.00	0.00	0.00	0.00	0.00	(245,264.56)
Date	Wires In from LAIF / CalTrust									
		0.00	0.00	0.00	0.00	0.00	0.00	0.00	0.00	0.00
		0.00	0.00	0.00	0.00	0.00	0.00	0.00	0.00	0.00
		0.00	0.00	0.00	0.00	0.00	0.00	0.00	0.00	0.00

SAN LUIS DELTA-MENDOTA WATER AUTHORITY
CHECK REGISTER
9/21/18 THROUGH 10/20/18
CENTRAL VALLEY COMMUNITY BANK

Check No.	Date	Check Issued to:	Description	Amount of Check	Amount of Deposit	Balance
			Balance Forward:			(122,819.05)
	9/21/2018	8/18 Visa Payment	Visa Payments	15,642.32		(138,461.37)
	9/21/2018	**Transfer From Transactional Muni Account**			**18,578.49**	**(119,882.88)**
	9/24/2018	**Transfer From Transactional Muni Account**			**53,743.04**	**(66,139.84)**
026728	9/25/2018	A & A Portables, Inc.	Other Services and Expenses	160.56		(66,300.40)
026729	9/25/2018	A T & T	9/18 Service	801.25		(67,101.65)
026730	9/25/2018	A T & T Mobility	9/10/18-10/9/18 Service	577.20		(67,678.85)
026731	9/25/2018	AFLAC	9/18 AFLAC Premiums	1,003.27		(68,682.12)
026732	9/25/2018	Air Systems Service & Construction, Inc.	Call Assess Repairs 80 A/C JPP	530.00		(69,212.12)
026733	9/25/2018	Airgas USA LLC	Welding Gas	607.81		(69,819.93)
026734	9/25/2018	Alhambra Sparkletts Water	Other Services and Expenses	167.42		(69,987.35)
026735	9/25/2018	California Farm Water Coalition	8/18 Public Info Rep& Membership	17,500.00		(87,487.35)
026736	9/25/2018	CEMEX	Concrete and Paving Material	1,076.98		(88,564.33)
026737	9/25/2018	Creative Outdoor Environments, Inc.	9/18 Landscaping Tracy	740.00		(89,304.33)
026738	9/25/2018	Downtown Ford Sales	Cars and Light Trucks	24,760.23		(114,064.56)
026739	9/25/2018	Dumont Printing	Professional Business Cards	129.73		(114,194.29)
026740	9/25/2018	Foley & Lardner LLP	7/18 State Rep-CA Lobbying & Fed Rep Services	22,000.00		(136,194.29)
026741	9/25/2018	GHX Industrial LLC	Parts and Materials	34.90		(136,229.19)
026742	9/25/2018	Gilton Solid Waste Management, Inc.	Disposal Expense	73.16		(136,302.35)
026743	9/25/2018	Grainger, Inc.	JPP Battery Rm Exhaust Blower, Parts & Materials	1,684.90		(137,987.25)
026744	9/25/2018	H.T. Harvey & Associates	7/18 Biological Monitoring	6,647.23		(144,634.48)
026745	9/25/2018	Home Depot Credit Service	Parts and Materials	562.81		(145,197.29)
026746	9/25/2018	Hydraulic Controls, Inc.	Inventory Replenishment	114.26		(145,311.55)
026747	9/25/2018	IDN Inc.	Inventory Replenishment	670.07		(145,981.62)
026748	9/25/2018	Luhdorff & Scalmanini	8/18 Trend Monitoring Program	17,901.50		(163,883.12)
026749	9/25/2018	Marfab, Inc.	Parts and Materials	538.01		(164,421.13)
026750	9/25/2018	Mc Elvany, Inc.	8/18 Remove Sediment in SLD	449,709.06		(614,130.19)
026751	9/25/2018	McMaster-Carr Supply Co.	Inventory Replenishment	232.42		(614,362.61)
026752	9/25/2018	MLJ Environmental	6/25-7/24/18 Groundwater WDR	1,111.27		(615,473.88)
026753	9/25/2018	Modesto Steel Inc.	Pipe and Materials	4,193.39		(619,667.27)
026754	9/25/2018	Napa Auto Parts-Los Banos	Parts and Materials	69.89		(619,737.16)
026755	9/25/2018	O'Reilly Auto Parts	Parts and Materials	265.55		(620,002.71)
026756	9/25/2018	Office Supply Express	Office Supplies	54.69		(620,057.40)
026757	9/25/2018	P G & E	8833159983-2	952.91		(621,010.31)
026758	9/25/2018	Pacific Eco-Risk Lab. Inc.	Biological Monitoring	3,395.35		(624,405.66)
026759	9/25/2018	Petralogix Engineering Inc.	Engineering Consultant	5,800.00		(630,205.66)
026760	9/25/2018	Pinnacle Healthcare	Professional Services - LBFO	25.00		(630,230.66)
026761	9/25/2018	Pioneer Law Group LLP	8/18 Long Term Water Transfer & 8/18 Retainer	4,567.50		(634,798.16)
026762	9/25/2018	Protection Engineering	Inventory Replenishment	411.89		(635,210.05)
026763	9/25/2018	Rauch Communication Consultants Inc.	7/18 Strategic Plan & Recruit	5,135.74		(640,345.79)
026764	9/25/2018	Ryan Herco Products Corp.	Parts and Materials	509.37		(640,855.16)
026765	9/25/2018	Somach Simmons & Dunn	Intervene In Challenge to SWRCB	2,846.35		(643,701.51)
026766	9/25/2018	Sorensen's True Value	Part & Material/Other Serv&Exp	78.73		(643,780.24)
026767	9/25/2018	South Dakota Agricultural Lab	8/18 Water Quality Monitoring	4,961.00		(648,741.24)
026768	9/25/2018	TF Tire & Service	Tires Veh#8104	509.74		(649,250.98)
026769	9/25/2018	Tracy Ford	Parts and Materials Veh#8031	375.95		(649,626.93)

SAN LUIS DELTA-MENDOTA WATER AUTHORITY
CHECK REGISTER
9/21/18 THROUGH 10/20/18
CENTRAL VALLEY COMMUNITY BANK

(649,626.93)

Check No.	Date	Check Issued to:	Description	Amount of Check	Amount of Deposit	Balance
026770	9/25/2018	Warden's	Inventory Replenishment	204.50		(649,831.43)
026771	9/25/2018	West Unified Communications Serv.Inc.	8/18 Conference Calls	302.95		(650,134.38)
026772	9/25/2018	White Cap Construction Supply	Parts and Materials	742.11		(650,876.49)
026773	9/25/2018	Windecker,Inc	Petroleum, Oil, and Lubricants	1,887.82		(652,764.31)
026774	9/25/2018	Zoom Imaging Solutions Inc.	Contract for Copy Machine LBAO	315.90		(653,080.21)
	9/25/2018	**VOID Check#026745**	**VOID**		**562.81**	**(652,517.40)**
	9/25/2018	**Transfer From Transactional Muni Account**			**32,488.23**	**(620,029.17)**
	9/26/2018	**Transfer From Transactional Muni Account**			**6,608.65**	**(613,420.52)**
	9/26/2018	Wire to ICMA Retirement Trust	Contributions 401/401x/457 Plan 9/8/18-9/26/18	545.47		(613,965.99)
	9/27/2018	**Transfer From Transactional Muni Account**			**3,083.33**	**(610,882.66)**
	9/28/2018	**Transfer From Transactional Muni Account**			**494,645.47**	**(116,237.19)**
	10/1/2018	Wire to ICMA Retirement Trust	Contributions 401/401x/457 Plan 9/8/18-9/21/18	69,640.14		(185,877.33)
	10/1/2018	**Transfer From Transactional Muni Account**			**112,834.19**	**(73,043.14)**
026775	10/2/2018	A T & T	9/15/18-10/14/18 Service	1,548.75		(74,591.89)
026776	10/2/2018	ACWA/JPIA	10/18 Medical, Dental, Vision & EAP Premiums	208,795.88		(283,387.77)
026777	10/2/2018	Animal Damage Management	Outside Services	3,250.00		(286,637.77)
026778	10/2/2018	Arctic Glacier, Inc.	Other Services and Expenses	347.10		(286,984.87)
026779	10/2/2018	Association of California	ACWA 2018 Fall Conference BA	555.00		(287,539.87)
026780	10/2/2018	Baker Supplies & Repairs	Parts and Materials	32.48		(287,572.35)
026781	10/2/2018	Nicholas F. Barletta	R/B Disability Ins & Cell Phone Allowance	33.79		(287,606.14)
026782	10/2/2018	Cheryl Bertao	Garnishment	529.85		(288,135.99)
026783	10/2/2018	Boss Safety Products	Inventory Replenishment	368.68		(288,504.67)
026784	10/2/2018	California State Disbursement Unit	Garnishment	105.23		(288,609.90)
026785	10/2/2018	Caltronics Business Systems	Office Supplies	278.76		(288,888.66)
026786	10/2/2018	CDW Government	Software	369.01		(289,257.67)
026787	10/2/2018	CEMEX	Concrete and Paving Material	657.08		(289,914.75)
026788	10/2/2018	Chevron U.S.A. Inc.	8/18 & 9/18 Fuel Chgs	243.60		(290,158.35)
026789	10/2/2018	Clear Law Institute, LLC	Webinar on Drug & Alcohol Test	199.00		(290,357.35)
026790	10/2/2018	Jeannie Collins	9/18 Janitorial Services	3,562.25		(293,919.60)
026791	10/2/2018	Cotchett, Pitre & McCarthy LLP	Fees Incurred for July 2018	500.00		(294,419.60)
026792	10/2/2018	Cramer Fish Sciences	8/18 Delta Export Effect	1,708.00		(296,127.60)
026793	10/2/2018	DRS Marine Inc.	Outside Services	5,743.00		(301,870.60)
026794	10/2/2018	FGL Environmental, Inc.	Other Services	236.00		(302,106.60)
026795	10/2/2018	Grainger, Inc.	Parts and Materials	958.28		(303,064.88)
026796	10/2/2018	Griffin G. Hill	8/18 & 9/18 Travel/Mtg Exp	372.37		(303,437.25)
026797	10/2/2018	HIXCO	Inventory Replenishment	1,498.78		(304,936.03)
026798	10/2/2018	Holt of California	Parts and Materials	648.78		(305,584.81)
026799	10/2/2018	Home Depot Credit Service	Parts and Materials	217.30		(305,802.11)
026800	10/2/2018	Homewood Suites	Travel	1,120.50		(306,922.61)
026801	10/2/2018	Kevin Keidel	Travel	255.00		(307,177.61)
026802	10/2/2018	RELX Inc. DBA LexisNexis	Subscribe 8/18 Legal Research	175.00		(307,352.61)
026803	10/2/2018	Marfab, Inc.	Parts and Materials	559.39		(307,912.00)
026804	10/2/2018	McMaster-Carr Supply Co.	Parts and Materials	503.14		(308,415.14)
026805	10/2/2018	Merced County Reg. Waste Mgmt Authority	Hazardous Waste Disposal	477.16		(308,892.30)
026806	10/2/2018	Merced County Sheriff	Garnishment	75.00		(308,967.30)
026807	10/2/2018	Jeff Miller	Safety Boots	194.17		(309,161.47)

SAN LUIS DELTA-MENDOTA WATER AUTHORITY
CHECK REGISTER
9/21/18 THROUGH 10/20/18
CENTRAL VALLEY COMMUNITY BANK

(309,161.47)

Check No.	Date	Check Issued to:	Description	Amount of Check	Amount of Deposit	Balance
026808	10/2/2018	Modesto Welding Products, Inc.	Parts and Materials	578.67		(309,740.14)
026809	10/2/2018	Napa Auto Parts-Tracy	Parts and Materials	486.23		(310,226.37)
026810	10/2/2018	Napa Auto Parts-Los Banos	Parts and Materials	75.73		(310,302.10)
026811	10/2/2018	New York Life Insurance	9/18 EE Life Ins.	789.05		(311,091.15)
026812	10/2/2018	O'Reilly Auto Parts	Parts and Materials	516.35		(311,607.50)
026813	10/2/2018	P G & E	8/18/18-9/18/18 Service	32,394.29		(344,001.79)
026814	10/2/2018	Pacific Power Engineers, Inc.	Outside Services	2,000.00		(346,001.79)
026815	10/2/2018	Pape Trucks, Inc.	Parts and Materials	67.35		(346,069.14)
026816	10/2/2018	Platt Electric Supply	Parts and Materials	236.36		(346,305.50)
026817	10/2/2018	Pressure Washer Center, Inc	Parts and Materials	170.01		(346,475.51)
026818	10/2/2018	Principal Life	10/18 Disability Ins.	3,874.49		(350,350.00)
026819	10/2/2018	Ramon's Tire & Auto	Parts and Materials	884.86		(351,234.86)
026820	10/2/2018	Ramos Oil Co. Inc	Petroleum, Oil, and Lubricants	3,671.28		(354,906.14)
026821	10/2/2018	Savan Rith	Travel	136.25		(355,042.39)
026822	10/2/2018	Roberts Consulting Group Inc.	Recruitment-Executive Director	10,000.00		(365,042.39)
026823	10/2/2018	SaveMart Supermarkets	9/13/18 BOD Meeting	98.08		(365,140.47)
026824	10/2/2018	Sierra Chemical Company	Inventory Replenishment	32.08		(365,172.55)
026825	10/2/2018	Brandon Soares	Safety Glasses	100.00		(365,272.55)
026826	10/2/2018	Sorensen's True Value	Propane Fuel for Forklift	130.15		(365,402.70)
026827	10/2/2018	South Dakota Agricultural Lab	8/18 Water Quality Monitoring	162.00		(365,564.70)
026828	10/2/2018	Stanislaus Farm Supply	Parts and Materials	282.84		(365,847.54)
026829	10/2/2018	Stockton Pipe & Supply, Inc.	Water Tank Repairs	322.28		(366,169.82)
026830	10/2/2018	T. Kaljian Investment	10/18 Rent LBAO & Disposal/Water 7/21-8/20	7,507.28		(373,677.10)
026831	10/2/2018	TF Tire & Service	Tire Veh#8109, Parts & Materials	1,004.90		(374,682.00)
026832	10/2/2018	The Office City	Office Supplies - LBAO	1,110.24		(375,792.24)
026833	10/2/2018	Thomason Tractor Co.,Inc.	Parts and Materials	48.54		(375,840.78)
026834	10/2/2018	Tracy Ford	Parts and Materials & Outside Services	1,022.46		(376,863.24)
026835	10/2/2018	United Equipment Co.	Rents	10,787.50		(387,650.74)
026836	10/2/2018	United Parcel Service	9/18 Shipping Charges	67.70		(387,718.44)
026837	10/2/2018	unWired Broadband, Inc.	Network Communication 9/16/18	579.97		(388,298.41)
026838	10/2/2018	Walmart Community/RFCSLLC	8/18 Kitchen Supplies	83.68		(388,382.09)
026839	10/2/2018	Warden's	Inventory Replenishment	42.43		(388,424.52)
026840	10/2/2018	Westside Truck Repair	Outside Services	269.47		(388,693.99)
026841	10/2/2018	WEX Bank	Fuel Charges	290.03		(388,984.02)
026842	10/2/2018	White Cap Construction Supply	Parts and Materials	310.65		(389,294.67)
026843	10/2/2018	Wienhoff Drug Testing	Professional Services	340.00		(389,634.67)
026844	10/2/2018	Windecker,Inc	Petroleum, Oil, and Lubricants	842.74		(390,477.41)
	10/2/2018	Wire to ICMA Retirement Trust	Contributions 401/401x/457 Plan 9/22/18-9/28/18	499.78		(390,977.19)
	10/2/2018	**Transfer From Transactional Muni Account**			**25,181.95**	**(365,795.24)**
	10/3/2018	Wire to EDD	Payroll Taxes PR 9/8/18-9/21/18 SDI & SWT	69.18		(365,864.42)
	10/3/2018	Wire to EDD	Payroll Taxes PR 9/8/18-9/21/18 UI & ETT	22.66		(365,887.08)
	10/3/2018	Wire to IRS	Payroll Taxes for P/R 9/8/18-9/21/18	275.06		(366,162.14)
	10/3/2018	Wire to EDD	Payroll Taxes PR 9/8/18-9/21/18 SDI & SWT	13,513.80		(379,675.94)
	10/3/2018	Wire to EDD	Payroll Taxes PR 9/8/18-9/21/18 UI & ETT	112.39		(379,788.33)
	10/3/2018	Wire to IRS	Payroll Taxes for P/R 9/8/18-9/21/18	38,678.21		(418,466.54)

SAN LUIS DELTA-MENDOTA WATER AUTHORITY
CHECK REGISTER
9/21/18 THROUGH 10/20/18
CENTRAL VALLEY COMMUNITY BANK

Balance Forward: (418,466.54)

Check No.	Date	Check Issued to:	Description	Amount of Check	Amount of Deposit	Balance
	10/3/2018	**Transfer From Transactional Muni Account**			**52,928.72**	**(365,537.82)**
	10/4/2018	**Transfer From Transactional Muni Account**			**32,871.30**	**(332,666.52)**
	10/5/2018	Wire to IRS	Payroll Taxes for P/R 9/22/18-9/28/18	843.04		(333,509.56)
	10/5/2018	Wire to EDD	Payroll Taxes PR 9/22/18-9/28/18 SDI & SWT	242.60		(333,752.16)
	10/5/2018	**Transfer From Transactional Muni Account**			**257,000.75**	**(76,751.41)**
026845	10/9/2018	A T & T	9/18 Charges	650.55		(77,401.96)
026846	10/9/2018	A T & T	9/18 Service	638.44		(78,040.40)
026847	10/9/2018	Alhambra Sparkletts Water	9/18 Water Delivery	304.61		(78,345.01)
026848	10/9/2018	CDM Smith Inc.	Envir Assess Wtr Transfer 2018	24,991.73		(103,336.74)
026849	10/9/2018	Jess Duran	Spray License	185.00		(103,521.74)
026850	10/9/2018	GHX Industrial LLC	Parts and Materials	356.68		(103,878.42)
026851	10/9/2018	Gilton Solid Waste Management, Inc.	Waste Disposal 9/2018	97.08		(103,975.50)
026852	10/9/2018	Grainger, Inc.	Inventory Replenishment	177.58		(104,153.08)
026853	10/9/2018	Ryan Grove	Travel Per Diem	255.00		(104,408.08)
026854	10/9/2018	HIXCO	Inventory Replenishment	657.75		(105,065.83)
026855	10/9/2018	Holt of California	Seal Veh#2651	978.11		(106,043.94)
026856	10/9/2018	Home Depot Credit Service	Parts and Material/Small Tools	519.74		(106,563.68)
026857	10/9/2018	Rodney Huff, Jr.	Safety Boots	100.00		(106,663.68)
026858	10/9/2018	Joint Powers Ins. Agency	7/1/18-9/30/18 Workers Comp	78,436.96		(185,100.64)
026859	10/9/2018	Kevin Keidel	Travel	102.00		(185,202.64)
026860	10/9/2018	Knife River Construction	Concrete and Paving Materials	431.32		(185,633.96)
026861	10/9/2018	David Larsen	Travel Per Diem	255.00		(185,888.96)
026862	10/9/2018	Marfab, Inc.	Parts and Materials	239.24		(186,128.20)
026863	10/9/2018	Napa Auto Parts-Los Banos	Parts and Materials	42.49		(186,170.69)
026864	10/9/2018	Nutrien Ag Solutions, Inc.	Inventory Replenishment	6,996.75		(193,167.44)
026865	10/9/2018	P G & E	8/29-9/27/18 Service	4,569.89		(197,737.33)
026866	10/9/2018	Pacific Power Engineers, Inc.	Other Professional Services	48,888.22		(246,625.55)
026867	10/9/2018	Pacific Valley Coffee	9/18 Charges	90.80		(246,716.35)
026868	10/9/2018	San Joaquin Valley Water	FY18-19 1st Qtr Membership Due	9,000.00		(255,716.35)
026869	10/9/2018	Snap On Industrial Tools	Small Tools	172.99		(255,889.34)
026870	10/9/2018	Sorensen's True Value	Parts and Materials	92.69		(255,982.03)
026871	10/9/2018	Team Industrial Services, Inc.	Outside Services	1,399.88		(257,381.91)
026872	10/9/2018	The Office City	Office Supplies - LBAO	106.06		(257,487.97)
026873	10/9/2018	Verizon Wireless	9/22/18-10/21/18 Service	616.76		(258,104.73)
026874	10/9/2018	Warden's	Inventory Replenishment	679.16		(258,783.89)
026875	10/9/2018	Western Truck Fabrication, Inc.	Utility Beds for New Trucks	30,624.64		(289,408.53)
026876	10/9/2018	Windecker,Inc	Petroleum, Oil, and Lubricants	3,346.62		(292,755.15)
026877	10/9/2018	Young's Air Conditioning	Repair A/c Frances Office LBAO	120.00		(292,875.15)
	10/9/2018	**Transfer From Transactional Muni Account**			**25,001.48**	**(267,873.67)**
	10/10/2018	**Transfer From Transactional Muni Account**			**29,847.88**	**(238,025.79)**
026878	10/11/2018	San Joaquin River Exchange Contractors WA	8/18 Exchange Water	2,239,182.63		(2,477,208.42)
	10/11/2018	**Transfer From Transactional Muni Account**			**4,813.49**	**(2,472,394.93)**
	10/12/2018	**Transfer From Transactional Muni Account**			**2,393,732.37**	**(78,662.56)**
	10/15/2018	9/18 Visa Payment	Visa Payments	396.31		(79,058.87)
	10/15/2018	Wire to ICMA Retirement Trust	Contributions 401/401x/457 Plan 9/22/18-10/5/18	69,715.56		(148,774.43)
	10/15/2018	**Transfer From Transactional Muni Account**			**85,135.08**	**(63,639.35)**

SAN LUIS DELTA-MENDOTA WATER AUTHORITY
CHECK REGISTER
9/21/18 THROUGH 10/20/18
CENTRAL VALLEY COMMUNITY BANK

Balance Forward: (63,639.35)

Check No.	Date	Check Issued to:	Description	Amount of Check	Amount of Deposit	Balance
	10/15/2018	Sept Service Charge (Analysis Statement)	Service Charge	227.66		(63,867.01)
026879	10/16/2018	A & A Portables, Inc.	Other Services and Expenses	51.98		(63,918.99)
026880	10/16/2018	Airgas USA LLC	Welding Gas Rental	79.15		(63,998.14)
026881	10/16/2018	Rebecca Akroyd	9/13/18-10/8/18 Mileage	675.80		(64,673.94)
026882	10/16/2018	Alhambra Sparkletts Water	Other Services and Expenses	264.31		(64,938.25)
026883	10/16/2018	All Industrial Electric Supply, Inc.	Parts and Materials	25.54		(64,963.79)
026884	10/16/2018	Allied Electronics Inc.	Parts and Materials	125.43		(65,089.22)
026885	10/16/2018	Cheryl Bertao	Garnishment	529.85		(65,619.07)
026886	10/16/2018	California Farm Water Coalition	Public Info Rep & Membership	17,500.00		(83,119.07)
026887	10/16/2018	California State Disbursement Unit	Garnishment	105.23		(83,224.30)
026888	10/16/2018	County of Alameda	Fees and License	630.00		(83,854.30)
026889	10/16/2018	County of Fresno	Permits, License and Fees	27.00		(83,881.30)
026890	10/16/2018	Christopher J. Cunningham	8/6-8/31/18 Cell Phone	25.22		(83,906.52)
026891	10/16/2018	D8a Communication Technologies	Avaya Handset & Some Wireless	1,037.46		(84,943.98)
026892	10/16/2018	Patrick Fagundes	8/20-8/31/18 Cell Phone	11.64		(84,955.62)
026893	10/16/2018	Foley & Lardner LLP	8/18 State Rep-CA Lobbying & Federal Rep	22,000.00		(106,955.62)
026894	10/16/2018	Fran's Creative Upholstery	Outside Services	275.00		(107,230.62)
026895	10/16/2018	Gilton Solid Waste Management, Inc.	Disposal Expense	73.16		(107,303.78)
026896	10/16/2018	Global Equipment Co.Inc.	Clothing and PPE	283.24		(107,587.02)
026897	10/16/2018	Grainger, Inc.	Small Tools, Janitorial Supplies & Inventory Replenishment	1,028.83		(108,615.85)
026898	10/16/2018	H.T. Harvey & Associates	8/18 Biological Monitoring	7,313.56		(115,929.41)
026899	10/16/2018	HIXCO	Parts and Materials	359.16		(116,288.57)
026900	10/16/2018	Home Depot Credit Service	Parts and Materials	334.81		(116,623.38)
026901	10/16/2018	Homewood Suites	Travel	542.29		(117,165.67)
026902	10/16/2018	Susan Hootkins	7/1/18-8/31/18 CEQA Support	8,000.00		(125,165.67)
026903	10/16/2018	Kevin Keidel	Travel	204.00		(125,369.67)
026904	10/16/2018	Kronick,Moskovitz,et al	8/18 Office Space & Parking	2,083.50		(127,453.17)
026905	10/16/2018	Land IQ, LLC	8/18 Delta Fallowing Pilot Program	19,975.66		(147,428.83)
026906	10/16/2018	Chauncey Lee	Travel	189.14		(147,617.97)
026907	10/16/2018	Littler Mendelson, P.C.	8/18 Legal Services	340.00		(147,957.97)
026908	10/16/2018	Marfab, Inc.	Parts and Materials	310.50		(148,268.47)
026909	10/16/2018	McMaster-Carr Supply Co.	Inventory Replenishment	535.90		(148,804.37)
026910	10/16/2018	Merced County Reg. Waste Mgmt Authority	Disposal Expense	38.00		(148,842.37)
026911	10/16/2018	Merced County Sheriff	Garnishment	75.00		(148,917.37)
026912	10/16/2018	Merced Truck & Trailer Inc.	Other Services and Expenses	46.60		(148,963.97)
026913	10/16/2018	MLJ Environmental	7/25-8/24/18 Groundwater WDR	903.77		(149,867.74)
026914	10/16/2018	Mod-Tronic Instruments Limited	Parts and Materials	287.50		(150,155.24)
026915	10/16/2018	Mountain Enterprises Inc.	Log Removal/Grinding @ TFF	27,246.80		(177,402.04)
026916	10/16/2018	Napa Auto Parts-Tracy	Inventory Replenishment	173.09		(177,575.13)
026917	10/16/2018	Northern California Water Association	Rice Fields Fish Food Study	118,471.68		(296,046.81)
026918	10/16/2018	O'Reilly Auto Parts	Parts and Materials	205.29		(296,252.10)
026919	10/16/2018	Patel, Pulliam & Hubli	Professional Services - LBFO	68.00		(296,320.10)
026920	10/16/2018	Patent, LLC	Scaffold Delivery OU-1 Rehab	11,189.80		(307,509.90)
026921	10/16/2018	Pitney Bowes Global Financial Serv LLC	Postage Machine Leasing Charge	668.58		(308,178.48)
026922	10/16/2018	Platt Electric Supply	Parts and Materials	267.22		(308,445.70)

SAN LUIS DELTA-MENDOTA WATER AUTHORITY
CHECK REGISTER
9/21/18 THROUGH 10/20/18
CENTRAL VALLEY COMMUNITY BANK

Balance Forward: (308,445.70)

Check No	Date	Check Issued to:	Description	Amount of Check	Amount of Deposit	Balance
026923	10/16/2018	Quality Inn Santa Nella	9/18 Travel	500.50		(308,946.20)
026924	10/16/2018	S.J. Valley Unified Air Pollution	Fees	40.00		(308,986.20)
026925	10/16/2018	Safe-T-Lite	Other Services	235.16		(309,221.36)
026926	10/16/2018	Santos Ford Inc.	Outside Services	713.71		(309,935.07)
026927	10/16/2018	Amrik Singh	Travel	836.48		(310,771.55)
026928	10/16/2018	Sorensen's True Value	Parts and Materials	20.02		(310,791.57)
026929	10/16/2018	South Dakota Agricultural Lab	8/18 & 9/18 Water Quality Monitoring	9,491.50		(320,283.07)
026930	10/16/2018	State of CA - CA EPA	Fees and License	525.00		(320,808.07)
026931	10/16/2018	Stockton Windustrial Company	Part and Materials	151.93		(320,960.00)
026932	10/16/2018	The Office City	Office Supplies - LBAO & New Chairs for Conference Room	4,038.78		(324,998.78)
026933	10/16/2018	TPx Communications	10/18 Data Lines	2,643.25		(327,642.03)
026934	10/16/2018	Tracy Delta Disposal Service, Inc.	7/17 20-Yard Rollup Acct#2486	2,320.00		(329,962.03)
026935	10/16/2018	Trout Raley	8/18 Technical Legal Sup/WQCP	39,700.41		(369,662.44)
026936	10/16/2018	Turlock Irrigation District	8/28/18-9/28/18 Service	97.78		(369,760.22)
026937	10/16/2018	United Rentals, Inc.	72' Ditch Bucket for Excavator	5,157.26		(374,917.48)
026938	10/16/2018	Mark Walsh	Travel/Mark Walsh	515.20		(375,432.68)
026939	10/16/2018	Warden's	Inventory Replenishment	530.34		(375,963.02)
026940	10/16/2018	Western Tool & Supply	New Equipment	215.45		(376,178.47)
026941	10/16/2018	Windecker,Inc	Petroleum, Oil, and Lubricants	2,576.47		(378,754.94)
026942	10/16/2018	Woodard & Curran Inc.	8/18 Westside IRWM Plan & GSP Develop DM Subbasin	28,028.86		(406,783.80)
026943	10/16/2018	Yancey Home Center	Small Tools	291.26		(407,075.06)
	10/16/2018	**Transfer From Transactional Muni Account**			**2,630.23**	**(404,444.83)**
	10/17/2018	Wire to EDD	Payroll Taxes PR 9/22/18-10/5/18 SDI & SWT	13,572.11		(418,016.94)
	10/17/2018	Wire to EDD	Payroll Taxes PR 9/22/18-10/5/18 UI & ETT	56.19		(418,073.13)
	10/17/2018	Wire to IRS	Payroll Taxes for P/R 9/22/18-10/5/18	38,478.37		(456,551.50)
	10/17/2018	**Transfer From Transactional Muni Account**			**92,591.06**	**(363,960.44)**
	10/18/2018	**Transfer From Transactional Muni Account**			**1,239.48**	**(362,720.96)**
	10/19/2018	**Transfer From Transactional Muni Account**			**54,115.86**	**(308,605.10)**

SAN LUIS DELTA-MENDOTA WATER AUTHORITY
CHECK REGISTER
9/21/18 THROUGH 10/20/18
CENTRAL VALLEY COMMUNITY BANK

Balance Forward: (308,605.10)

Check No.	Date	Check Issued to:	Description	Amount of Check	Amount of Deposit	Balance
		September 21, 2018	(122,819.05)			
		Deposits:				
		Cash Receipts	0.00			
		Wires from LAIF	0.00			
		Wire from USBR	0.00			
		Transfers from DHCCP	0.00			
		Transfer from Transactional Muni Account	3,779,071.05			
		Voided Checks	562.81			
		Bank Charge Reversed (Correction)	0.00			
		Cash on Hand	0.00			
		Withdrawals:	0.00			
		Checks Written	3,718,927.69			
		Transfers Out To LAIF	0.00			
		Transfer Out to Savings Account	0.00			
		Transfer Out to Payroll Account	0.00			
		Deposit	0.00			
		Trans Checking to Muni	0.00			
		Wire Out Friant WA	0.00			
		Wire Out WWD	0.00			
		Wire Out USBR	0.00			
		Wire for ICMA Contributions	140,400.95			
		Wire for IRS - Payroll Taxes	78,274.68			
		Wire for EDD - Payroll Taxes	27,588.93			
		Bank Fee	227.66			
		October 20, 2018	(308,605.10)			

San Luis & Delta-Mendota Water Authority

Budget to Actual Paid/Pending Comparison Summary

March 1, 2018 through September 30, 2018

BOD 11/8/18

		Budget Type	FY Budget 3/1/18 - 2/28/19	Actual To Date Paid/Pending 3/1/18 - 9/30/18	% of Budget	Notes	Amount Remaining
44	Exchange Contractors - 5 Year Transfer	Direct	1,311	517	39.47%		794
		Administration	2,625	433	16.48%		2,192
56	Long-Term North to South Water Transfer Program	Direct	96,111	47,954	49.89%		48,157
		Administration	6,716	1,557	23.18%		5,159
16	DHCCP	Direct	16,516	556	3.37%		15,960
		Administration	4,200	865	20.59%		3,335
	TOTAL		8,721,693	3,667,547	42.05%		5,054,146
			7 / 12 X 8,721,693	$ 5,087,654	58.33%		
			Budget vs. Actual	1,420,108			

Notes:

1. Contract Renewal Coordinator (Fund 35) trending over budget due to Kronick, Moskovitz, et al legal expenses

San Luis & Delta-Mendota Water Authority

Budget to Actual Paid/Pending Comparison Summary

March 1, 2018 through September 30, 2018

BOD 11/8/18

		Budget Type	FY Budget 3/1/18 - 2/28/19	Actual To Date Paid/Pending 3/1/18 - 9/30/18	% of Budget	Notes	Amount Remaining
03	General Membership (Administrative Agreement)	Direct	333,404	165,716	49.70%		167,688
		Administration	95,511	25,950	27.17%		69,561
05	Leg/CVP Operations (All Members)	Direct	3,751,804	1,317,564	35.12%		2,434,240
		Administration	328,594	89,960	27.38%		238,634
06	Reallocation Agreement	Direct	1,311	517	39.47%		794
		Administration	1,109	17	1.56%		1,092
35	Contract Renewal Coordinator	Direct	131,286	122,981	93.67%	1	8,305
		Administration	1,991	259	13.03%		1,732
09	Leg/CVP Operations #3	Direct	1,311	517	39.47%		794
		Administration	1,676	173	10.32%		1,503
28	Yuba County Water Transfers	Direct	1,311	831	63.41%		480
		Administration	2,306	346	15.00%		1,960
22	Grassland Basin Drainage #3A (General Participation)	Direct	2,825,763	1,294,891	45.82%		1,530,872
		Administration	4,200	865	20.59%		3,335
64	SGMA - Northern Delta-Mendota Region	Direct	548,972	295,571	53.84%		253,401
		Administration	7,347	1,730	23.55%		5,617
65	SGMA - Central Delta-Mendota Region	Direct	548,971	296,045	53.93%		252,926
		Administration	7,347	1,730	23.55%		5,617

San Luis & Delta-Mendota Water Authority
DMC without CIP / E O&M
Budget to Actual Paid/Pending Comparison Summary
March 1, 2018 through September 30, 2018
BOD November 8, 2018

			FY Budget 3/1/18 - 2/28/19		Actual To Date Paid/Pending 3/1/18 - 9/30/18	% of Budget	Notes	Budget Amount Remaining
Operate & Maintain DMC	S/F	02	4,586,735		2,568,290	55.99%		2,018,445
Operate & Maintain Wasteways	S/F	04	188,700		201,703	106.89%	1	(13,004)
Mendota Pool	S/F	05	144,756		72,517	50.10%		72,239
Columbia Mowery Meters	USBR	06	-		-	0.00%		-
Operate & Maintain JPP	S/F	11	2,357,028		1,099,867	46.66%		1,257,161
Intertie Maintenance	S/F	12	228,437	A	29,399	12.87%		199,038
Volta Wells Pumping	S/F	13	18,467		8,622	46.69%		9,846
Operate & Maintain O'Neill	S/F	19	1,401,983		968,461	69.08%	2	433,522
Maintain Tracy Fish Facility	USBR	30	286,051		1,240	0.43%		284,810
Maintain Fish Release Site	USBR	32	6,258		1,616	25.82%		4,642
Operate & Maintain Tracy USBR	USBR	33	4,694		-	0.00%		4,694
Operate & Maintain San Luis Drain	S/F	41	74,351		41,961	56.44%		32,389
Maintain Delta Cross Channel	USBR	44	73,213		16,771	22.91%		56,442
WAPA	USBR	45	1,871		-	0.00%		1,871
Warehousing		52	147,298		90,693	61.57%		56,605
Tracy Field Office Expense		54	558,092		327,837	58.74%		230,255
Direct Administrative/General Expense		56	1,002,447		644,884	64.33%		357,563
Indirect Administrative/General Expense		57	179,084		38,230	21.35%		140,854
Indirect O & M LBAO Admin.		58	1,685,839		943,123	55.94%		742,717
TOTAL			**12,945,303**		**7,055,213**	**54.50%**		**5,890,089**

Total from Self-Funding - page 2	12,423,492	7,031,889	56.60%	5,391,603
Total from USBR - page 3	521,811	20,472	3.92%	501,339
Total from Special Projects - page 4	-	2,853		(2,853)
Totals	12,945,303	7,055,213		5,890,089
	YTD %	**58.33%**		

A. Does NOT include DWR Wheeling

NOTES
1. Ongoing erosion repair requiring long-reach excavator rental (from flooding in 2017).
2. O/T due to alignment issues on Unit 1 reassembly from the unit rehabilitation.

Subject to Rounding

San Luis & Delta-Mendota Water Authority
Self-Funding Portion of DMC
Budget to Actual Paid/Pending Comparison Summary
March 1, 2018 through September 30, 2018
BOD November 8, 2018

		FY Budget 3/1/18 - 2/28/19		Actual To Date Paid/Pending 3/1/18 - 9/30/18	% of Budget		Budget Amount Remaining
Operate & Maintain DMC	02	4,586,735		2,568,290	55.99%		2,018,445
Operate & Maintain Wasteways	04	188,700		201,703	106.89%	1	(13,004)
Mendota Pool	05	144,756		72,517	50.10%		72,239
Operate & Maintain TPP	11	2,357,028		1,099,867	46.66%		1,257,161
Intertie Maintenance	12	228,437	A	29,399	12.87%		199,038
Volta Wells Pumping	13	18,467		8,622	46.69%		9,846
Operate & Maintain O'Neill	19	1,401,983		968,461	69.08%	2	433,522
Operate & Maintain San Luis Drain	41	74,351		41,961	56.44%		32,389
Total Direct O & M		**9,000,457**		**4,990,820**	**55.45%**		**4,009,636**
Warehousing	52	141,125		90,529	64.15%		50,596
Tracy Field Office Expense	54	534,704		327,244	61.20%		207,460
Direct Administrative/General Expense	56	960,437		643,718	67.02%		316,719
Indirect Administrative/General Expense	57	171,579		38,161	22.24%		133,418
Indirect O & M LBAO Admin.	58	1,615,191		941,418	58.29%		673,773
Total Indirect Allocated to O & M		**3,423,035**		**2,041,069**	**59.63%**		**1,381,966**
Total SLDMWA O&M		**12,423,492**		**7,031,889**	**56.60%**		**5,391,603**

A. Does NOT include DWR Wheeling

NOTES 1. Ongoing erosion repair requiring long-reach excavator rental (from flooding in 2017).

2. O/T due to alignment issues on Unit 1 reassembly from the unit rehabilitation.

Subject to Roundin

San Luis & Delta-Mendota Water Authority
USBR Service Agreement portion of DMC
Budget to Actual Paid/Pending Comparison Summary
March 1, 2018 through September 30, 2018
BOD November 8, 2018

		FY Budget 3/1/18 - 2/28/19	Actual To Date Paid/Pending 3/1/18 - 9/30/18	% of Budget	Budget Amount Remaining
Columbia Mowery Meters	06	-	-	0.00%	-
Maintain Tracy Fish Facility	30	286,051	1,240	0.43%	284,810
Maintain Fish Release Site	32	6,258	1,616	25.82%	4,642
Operate & Maintain Tracy USBR	33	4,694	-	0.00%	4,694
Maintain Delta Cross Channel	44	73,213	16,771	22.91%	56,442
WAPA	45	1,871	-	0.00%	1,871
Total Direct USBR Facilities		**372,087**	**19,627**	**5.27%**	**352,459**
Warehousing	52	6,173	37	0.61%	6,135
Tracy Field Office Expense	54	23,388	135	0.58%	23,253
Direct Administrative/General Expense	56	42,010	266	0.63%	41,743
Indirect Administrative/General Expens	57	7,505	16	0.21%	7,489
Indirect O & M LBAO Admin.	58	70,649	389	0.55%	70,259
Total Indirect Allocated USBR Facilities		**149,724**	**844**	**0.56%**	**148,880**
TOTAL USBR FACILITIES		**521,811**	**20,472**	**3.92%**	**501,339**

Subject to Rounding

San Luis & Delta-Mendota Water Authority
DMC Indirect Cost Allocated to Special Projects
March 1, 2018 through September 30, 2018
BOD November 8, 2018

		Allocated To Date 3/1/18 - 9/30/18
Special Projects allocated		
Indirect allocated to Special Projects		
Warehousing	**52**	127
Tracy Field Office Expense	**54**	457
Direct Administrative/General Expense	**56**	900
Indirect Administrative/General Expense	**57**	53
Indirect O & M LBAO Admin.	**58**	1,316
Total Indirect Allocated to SPECIAL PROJECTS		**2,853**
TOTAL INDIRECT ALLOCATED TO SPECIAL PROJECTS		**2,853**

San Luis & Delta-Mendota Water Authority
CIP / EO&M / PAT Grants
Budget to Actual Paid/Pending Comparison Summary
March 1, 2018 through September 30, 2018
BOD November 8, 2018

		FY Budget 3/1/18 - 2/28/19	Actual To Date Paid/Pending 3/1/18 - 9/30/18	% of Budget	Notes	Budget Amount Remaining
Capital Improvements Projects	25	5,460,956	824,438	15.10%		4,636,519
ONP-Siphon System Upgrades	A0	-	-	0.00%		-
TPP-Replace Cooling WaterLines	A1	-	-	0.00%		-
JPP-Trashrack Replacement 1of2	A2	-	690	0.00%		(690)
JPP-Replace Unit 1 Impeller	A3	-	-	0.00%		-
DMC-Radial Gate Repainting Check 20	A4	-	-	0.00%		-
Upper DMC SCADA System Improvement	A5	-	2,599	0.00%		(2,599)
Flow Measurement-Mendota Pool	A6	-	-	0.00%		-
ONP-Communication Line Replacement	A7	-	-	0.00%		-
Unit Rewind Phase 1	A8	-	-	0.00%		-
Replace Computer/Network Comm Equipment	D0	27,750	50,809	183.09%	1	(23,059)
Vehicle Replacement	D1	242,600	77,826	32.08%		164,774
Heavy Equipment Replacement	D2	549,000	277,402	50.53%		271,598
Facilities Infrastructure Replacement/Rehab	D3	106,000	-	0.00%		106,000
Canal Embankment Erosion Project	E0	-	-	0.00%		-
Fault Study & Equipment Rating	E1	-	-	0.00%		-
Rehabilitate Pump Assemblies - Phase 3	E2	753,509	175,750	23.32%		577,758
WECC Testing by USBR	E3	-	-	0.00%		-
Rehabilitate Penstock Interior	E4	463,911	1,570	0.34%		462,342
O&M Road Maintenance Program Phase 7 of 10	E6	116,635	-	0.00%		116,635
DMC Turnout Flow Measurement Phase 1	E7	98,929	-	0.00%		98,929
Concrete Lining Repair Design Only	F0	-	31,940	0.00%	2	(31,940)
Design New Access Opening Near Pump Bowl	F1	-	-	0.00%		-
Unit Condition Assessment	F2	-	-	0.00%		-
Arch Flash Study - JPP	F8	-	2,499	0.00%		(2,499)
Excitation Cabinet & Control Panel Refurbish U-6	F9	-	64	0.00%		(64)
DMC Road Repair (MP 102.04R to MP 110.85R) Phase	G2	294,197	2,493	0.85%		291,703
DMC Lower DMC Check Structure Stoplog & Guide Rer	G5	306,698	70,012	22.83%		236,686
Participatory Grants	45	-	-	0.00%		-
Total Direct CIP/EO&M/PAT		**8,420,185**	**1,518,093**	**18.03%**		**6,902,092**
Warehousing	52	20,523	5,642	27.49%		14,881
Tracy Field Office Expense	54	77,759	20,394	26.23%		57,365
Direct Administrative/General Expense	56	139,672	40,117	28.72%		99,555
Indirect Administrative/General Expense	57	24,952	2,378	9.53%		22,574
Indirect O & M LBAO Admin.	58	234,890	58,671	24.98%		176,219
Total Indirect Allocated to CIP/EO&M/PAT		**497,796**	**127,202**	**25.55%**		**370,594**
Total CIP / EO&M / PAT		**8,917,981**	**1,645,295**	**18.45%**		**7,272,686**

NOTES
1. 16% of actual is FY19 budget, 84% of actual is prior years budget (FY 11, 14, 18)
2. No budget - Survey section of DMC near Patterson experiencing significant liner damage due to the influence of Salado Creek's original channel location.

San Luis & Delta-Mendota Water Authority
DMC WITH CIP / E O & M
Budget to Actual Paid/Pending Comparison Summary
March 1, 2018 through September 30, 2018
BOD November 8, 2018

			FY Budget 3/1/17 - 2/28/18		Actual To Date Paid/Pending 3/1/18 - 9/30/18	% of Budget	Notes	Budget Amount Remaining
Capital Improvement Projects	CIP	25	5,460,956		824,438	15.10%		4,636,519
Extra Ordinary O&M	EO&M	26	2,959,229		693,655	23.44%		2,265,573
Participatory Grants	PAT	45	-		-	0.00%		-
Operate & Maintain DMC	S/F	02	4,586,735		2,568,290	55.99%		2,018,445
Operate & Maintain Wasteways	S/F	04	188,700		201,703	106.89%	1	(13,004)
Mendota Pool	S/F	05	144,756		72,517	50.10%		72,239
Columbia Mowery Meters	USBR	06	-		-	0.00%		-
Operate & Maintain JPP	S/F	11	2,357,028		1,099,867	46.66%		1,257,161
Intertie Maintenance	S/F	12	228,437	A	29,399	12.87%		199,038
Volta Wells Pumping	S/F	13	18,467		8,622	46.69%		9,846
Operate & Maintain O'Neill	S/F	19	1,401,983		968,461	69.08%	2	433,522
Maintain Tracy Fish Facility	USBR	30	286,051		1,240	0.43%		284,810
Maintain Fish Release Site	USBR	32	6,258		1,616	25.82%		4,642
Operate & Maintain Tracy USBR	USBR	33	4,694		-	0.00%		4,694
Operate & Maintain San Luis Drain	S/F	41	74,351		41,961	56.44%		32,389
Maintain Delta Cross Channel	USBR	44	73,213		16,771	22.91%		56,442
WAPA	USBR	45	1,871		-	0.00%		1,871
Warehousing		52	167,821		96,335	57.40%		71,486
Tracy Field Office Expense		54	635,851		348,231	54.77%		287,620
Direct Administrative/General Expense		56	1,142,119		685,001	59.98%		457,118
Indirect Administrative/General Expense		57	204,036		40,608	19.90%		163,428
Indirect O & M LBAO Admin.		58	1,920,729		1,001,793	52.16%		918,936
TOTAL			**21,863,284**		**8,700,509**	**39.80%**		**13,162,775**

Total from Self-Funding - page 2	12,423,492	7,031,889	56.60%	5,391,603
Total from USBR - page 3	521,811	20,472	3.92%	501,339
Total from Special Projects - page 4	-	2,853		(2,853)
Total from EO&M - page 5	8,917,981	1,645,295	18.45%	7,272,686
Totals	21,863,284	8,700,509		13,162,775
YTD %	**58.33%**			

A. Does NOT include DWR Wheeling

NOTES 1. Ongoing erosion repair requiring long-reach excavator rental (from flooding in 2017).

2. O/T due to alignment issues on Unit 1 reassembly from the unit rehabilitation.

Subject to Rounding

MEMO

TO: Board of Directors
FROM: Joyce Machado, Director of Finance
SUBJECT: November 2018 BOD Meeting–October 2018 Finance Report -DHCCP
DATE: November 8, 2018

Included:

2. Period Ending 10/31/18 Receivable Activity Report - DHCCP Only.

3. Period Ending 10/31/18 Cash Activity Report – DHCCP Only.

San Luis & Delta-Mendota Water Authority

Receivable Activity Report DHCCP ONLY *(amounts below included in Finance Receivable Activity Report)*

Period Ending October 31, 2018

	DHCCP Direct Participants	DHCCP Financing Participants	TOTAL RECEIVABLE
RECEIVABLE BALANCE DHCCP ONLY - September 30, 2018	$0.00	$0.00	$0.00
Billings:			
TOTAL BILLINGS-DHCCP ONLY	0.00	0.00	0.00
Collections:			
TOTAL COLLECTIONS-DHCCP ONLY	0.00	0.00	0.00
RECEIVABLE BALANCE DHCCP ONLY AS OF October 31, 2018	$0.00	$0.00	$0.00

San Luis & Delta-Mendota Water Authority
Cash Activity Report - DHCCP - Bonds, Financing Participants
Period Ending October 31, 2018

	CVCB Financing Participants / Other	Union Bank, Trustee Union Bank Series, 2013A Escrow for Bond Defeasance @ 3/1/23	Union Bank, Trustee Union Bank Series, 2013A Bonds Interest & Principal	Total
BALANCE September 30, 2018	$ -	$ 3,684,098.86	$ 2.00	$ 3,684,100.86
Increases				
September Dividend			137.22	137.22
TOTAL INCREASES	-	-	137.22	137.22
Decreases				
TOTAL DECREASES	-	-	-	-
BALANCE October 31, 2018	$ -	$ 3,684,098.86	$ 139.22	$ 3,684,238.08
	-	$ - Balance reflects Cost Basis Purchased Securities are Zero Coupon with Payment at maturity	$ 137.22	$ 137.22

MEMO

TO: Board of Directors (BOD)
FROM: Joyce Machado, Treasurer/Director of Finance
SUBJECT: Quarter Ending September 30, 2018 Treasurer's Report
DATE: November 8, 2018 BOD Meeting

- Quarter Ending September 30, 2018 Treasurer's Report, pages 1-3
- Detail to Support Report, pages 4-5
- References A-I

San Luis & Delta-Mendota Water Authority

Treasurer's Report

Quarter Ended September 30, 2018

Report Completed: October 23, 2018
Report Updated:

This report is prepared in accordance with the Investment Policy of the San Luis & Delta-Mendota Water Authority and California Government Code Sec. 53646. The portfolio is in compliance with the San Luis & Delta-Mendota Investment Policy. The Water Authority has the ability to meet its expenditure requirements for the next six months.

HOLDINGS REPORT BY INVESTMENT TYPE

	Maturity	Positions Value	Market Price	Market Value	Unrealized Gain/(Loss) 4	Average Quarter Yield @ 9/30/18	Yield 9/30/2018	Yield 8/31/2018	Yield 7/31/2018
CASH									
CVCB - Checking - Internal Bank Sweep	Daily	$ -	100.00	$ -		0.000%	0.000%	0.000%	0.000%
CVCB - Payroll	Daily	$ 3,289.38	100.00	$ 3,289.38		0.000%	0.000%	0.000%	0.000%
CVCB - Transactional	Daily	$ 5,735,230.59	100.00	$ 5,735,230.59		1.533%	1.590%	1.470%	1.540%
CVCB - Muni	Daily	$ 5,468,925.00	100.00	$ 5,468,925.00		1.610%	1.610%	1.610%	1.610%
LOCAL AGENCY INVESTMENT FUND (LAIF)	Daily	$ 19,741,625.79 1	100.00	$ 19,741,625.79		2.160% 3	2.063%	1.998%	1.944%
INVESTMENT TRUST OF CALIF. (CalTRUST - ST)	Next Day	$ 5,311,026.40 2	10.01	$ 5,311,016.75	$ (9.65)	2.207%	2.270%	2.190%	2.160%
INVESTMENT TRUST OF CALIF. (CalTRUST - MT)	Monthly	$ 13,117,235.71 2	9.88	$ 13,090,779.94	$ (26,455.77)	2.677%	2.740%	2.640%	2.650%
SUB-TOTAL		**$ 49,377,332.87**		**$ 49,350,867.45**	**$ (26,465.42)**				
OTHER CASH									
DHCCP Bonds: 2013A									
Union Bank (**MUFG** as of Aug 2018) - Series - 2013A Rev Fund	Next Day	$ 2.00	100.00	$ 2.00	$ -	1.050%	0.000%	1.560%	1.590%
Union Bank (**MUFG** as of Aug 2018) - Series - 2013A Escrow Acct	2023	$ 3,684,098.86 5	87.43	$ 3,619,852.57	$ (64,246.29)	0.000%	0.000%	0.000%	0.000%
SUB-TOTAL DHCCP - 2013A		**$ 3,684,100.86**		**$ 3,619,854.57**	**$ (64,246.29)**				
GRAND TOTAL - ALL CASH		**$ 53,061,433.73**		**$ 52,970,722.02**	**$ (90,711.71)**				

Notes:

The year-to-date weighted average yield on all funds invested or maintained in financial institutions/Federal Securities is 1.57% (this considers the interest rates trend since January).

1. LAIF: Average Life of Portfolio (Average Maturity in days) is 193 days or 0.53 years.
2. CalTrust: Average Life of Portfolio is 0.87 years for short term (ST) and 1.88 years for medium term (MT).
3. Quarter Ending 9/30/18 LAIF Apportionment Rate.
4. For the Quarter ending 9/30/18.
5. Positions Value = Cost Basis of Purchased Securities on 5/24/17, which are zero coupon with payment at maturity year 2023.

San Luis & Delta-Mendota Water Authority
Treasurer's Report
Quarter Ended September 30, 2018
Report Completed: October 23, 2018

The ability of the San Luis & Delta-Mendota Water Authority to meet expenditure requirements for the next six months is as follows:

DMC

Water User Funding:
Effective March 1, 1998 the Authority became Self-Funded for the OM&R of the facilities formerly included in the Conveyance, Conveyance Pumping, and Drainage components of the USBR O&M Rate. Since the initial start up period of self-funding, water users are paying for estimated deliveries on a monthly basis. Required payments are being received timely, with few exceptions.

USBR/Other Funding:
Additional USBR modifications, Service Contract, Construction Contract, Sole Source Purchase Orders, Grants, and other amounts expected.
Outstanding Funding Requests include:

$0	USBR Facilities O&M at September 30, 2018

San Luis & Delta-Mendota Water Authority
Treasurer's Report
Quarter Ended September 30, 2018
Report Completed: October 23, 2018

OTHER ACTIVITIES

It is anticipated that sufficient funds shall be available to meet budgeted expenditures of all activities. Amounts to cover such expenditures will be collected from membership billings. (See below).

FY18:

$	29,102.00	Balance forward as of July 1, 2018
$	(579.00)	Collections through 9/30/18
$	28,523.00	Amount uncollected as of September 30, 2018. As of October 20, 2018 we have collected an additional $18,143.00 leaving a balance of $10,380.00.

FY19:

$	745,614.40	Balance forward as of July 1, 2018
$	3,746,624.00	Amount Invoiced - (2nd Installments 8/1/18)
$	(3,205,614.94)	Collections through 9/30/18
$	1,286,623.46	Amount uncollected as of September 30, 2018. As of October 20, 2018 we have collected an additional $301,413.37 leaving a balance of $985,210.09.

San Luis & Delta-Mendota Water Authority
Treasurer's Report
Quarter Ended September 30, 2018, (Jul, Aug, Sept 2018)
Detail to Support Report
Prepared by: C. Bento for J. Machado

	1	2	3	4	5	
	7/1/2018 Beginning Balance Market Value	Deposits or Transfer IN	Draws or Transfer OUT	Change in Value	9/30/2018 Ending Balance Market Value	Reference
CASH						
Central Valley Community Bank (CVCB)						
CVCB - Checking - Sweep	$ -	$ 15,443,874.21	$ (15,443,874.21)	N/A	$ -	A
CVCB - Payroll	$ 1,359.15	$ 1,429,665.83	$ (1,427,735.60)	N/A	$ 3,289.38	B
CVCB - Transactional	$ 3,288,571.16	$ 36,314,427.83	$ (33,867,768.40)	N/A	$ 5,735,230.59	C
CVCB - Muni	$ 5,446,928.68	$ 21,996.32	$ -	N/A	$ 5,468,925.00	D
Local Agency Invest. Fund-State of Ca.	$ 13,711,495.35	$ 6,030,130.44	$ -	N/A	$ 19,741,625.79	F
Investment Trust of California (CalTRUST)						
CalTRUST - Short Term	$ 5,282,793.66	$ 28,232.74	$ -	$ (9.65)	$ 5,311,016.75	G
CalTRUST - Medium Term	$ 13,048,613.55	$ 68,622.16	$ -	$ (26,455.77)	$ 13,090,779.94	G
	$ 40,779,761.55	$ 59,336,949.53	$ (50,739,378.21)	$ (26,465.42)	$ 49,350,867.45	

1 Beginning Balance = Market Value at end of previous quarter
2 Deposits or Transfers IN = O&M collections, Membership collections, Interest and Other Revenue, and also includes Transfer IN from Other SLDMWA Accounts
3 Draws or Transfers OUT = O&M and Membership paid expenditures, and also Transfers OUT to Other SLDMWA Accounts
4 Change in Value = CalTRUST Investment is based on share price, change in price results in change in value
5 Ending Balance = Market Value at end of current quarter

San Luis & Delta-Mendota Water Authority
Treasurer's Report
Quarter Ended September 30, 2018, (Jul, Aug, Sept 2018)
Detail to Support Report
Prepared by: C. Bento for J. Machado

	6	7	8	9	10	
	7/1/2018 Beginning Balance Market Value / Cost Basis	Deposits or Transfer IN	Draws or Transfer OUT	Change in Value	9/30/2018 Ending Balance Market Value	Reference
OTHER CASH						
Union Bank of California, (UBOC)[MUFG as of Aug 2018]						
11 Series 2013A-Revenue Fund	$ 146.38	$ 1,038,914.89	$ (1,039,059.27)	N/A	$ 2.00	H
12 Series 2013A-Escrow Account	$ 3,684,098.86	$ -	$ -	$ (64,246.29)	$ 3,619,852.57	I
TOTAL-Other Cash	$ 3,684,245.24	$ 1,038,914.89	$ (1,039,059.27)	$ (64,246.29)	$ 3,619,854.57	

6 Beginning Balance- Market Value = Series 2013A -Revenue Fund at end of previous quarter; Cost Basis = Series 2013A Escrow Account Purchased Securities @ 5/24/17
7 Deposits or Transfer IN = Debt Service collections, dividends, and also interest
8 Draws or Transfer OUT = Debt Service payments or payment of defeasement at 2023
9 Change in Value = Reflects change in price of securities. Securities will be held to Maturity and will redeem at PAR Value (face value)
10 Ending Balance = Market Value at end of current quarter
11 Series 2013A - UBOC Revenue Fund - Debt Service transactions clear through this account, remaining balance adjusted through next debt service payment
12 Series 2013A - UBOC Escrow Account - 2009A Note Remaining Funds invested to defease a portion of the 2013A Bonds in 2023.
See detail below:

Wired to UBOC - Escrow Account

5/24/2017 Amount to UBOC	$ 3,684,098.86

Invested:		Type of Security	Purchase Price/Yield	PAR Value (face value)
5/24/2017 Zero-Coupon, Maturity 1/15/2023	$ 2,660.08	STRIP (a)	$88.669360 / 2.142%	$ 3,000.00
5/24/2017 Zero-Coupon, Maturity 2/15/2023	$ 1,841,271.94	Agency (b)	$88.864476 / 2.071%	$ 2,072,000.00
5/24/2017 Zero-Coupon, Maturity 2/15/2023	$ 1,838,456.18	Agency (b)	$88.814308 / 2.081%	$ 2,070,000.00
5/24/2017 Uninvested Cash	$ 1,710.66	Uninvested Cash	N/A	$ 1,710.66
Total	$ 3,684,098.86			$ 4,146,710.66

(a) STRIP "Separate Trading of Registered Interest and Principal of Securities" US Government Backed
(b) Agency "AID-Agency for International Development", US Government Backed

Central Valley Community Bank

Received 10/11/18 CB

A

004693

SAN LUIS AND DELTA MENDOTA WATER AUTHORITY
PO BOX 2157
LOS BANOS CA 93635-2157

9-30-18 209 XX Page 1

Account Number

LODI OFFICE
(559)298-1775 24-Hour BankLine (559) 297-6638
Out of Local area (866) 455-6638

PRIVACY NOTICE - Federal Law requires us to tell you how we collect, share, and protect your personal information. Our Privacy Policy has not changed and you may review our policy and practices with respect to your personal information at www.cvcb.com or we will mail a free copy to you upon request if you call us at (800) 298-1775.

ACCOUNT NUMBER 51000471 BUSINESS CHECKING

ACCOUNT SUMMARY

Previous Balance	8-31-18	.00
+ Deposits/Credits	19	2,808,194.62
- Checks/Debits	229	2,807,969.72
- Service Charge		224.90
Current Balance	9-30-18	.00

CHECKS

No.	Date	Amount	No.	Date	Amount
26283	9-04	494.88	26562	9-12	1575.00
26321*	9-04	258.00	26563	9-05	102.14
26466*	9-12	17500.00	26564	9-10	1901.22
26472*	9-04	244.84	26565	9-04	59.51
26500*	9-07	2957.50	26566	9-07	92.48
26505*	9-20	175.00	26567	9-05	20.00
26510*	9-04	195.00	26568	9-06	1073.00
26512*	9-17	90.00	26569	9-05	1400.63
26513	9-04	90.00	26570	9-04	238.25
26515*	9-11	90.00	26571	9-07	100.00
26516	9-05	195.00	26572	9-06	140.00
26517	9-12	90.00	26573	9-06	1131.26
26518	9-05	90.00	26574	9-06	73.18
26521*	9-11	90.00	26575	9-05	236.27
26527*	9-07	90.00	26576	9-05	103.42
26529*	9-10	195.00	26577	9-05	224.39
26531*	9-04	90.00	26578	9-06	530.75
26532	9-06	195.00	26579	9-05	344.91
26539*	9-10	90.00	26580	9-04	1064.02
26540	9-05	195.00	26581	9-06	2869.00
26543*	9-10	90.00	26582	9-05	4034.25
26545*	9-04	90.00	26584*	9-06	14.47
26549*	9-13	90.00	26585	9-06	392.05
26552*	9-04	195.00	26586	9-06	1626.18
26553	9-28	90.00	26587	9-05	39418.82
26555*	9-10	90.00	26588	9-05	211.74
26558*	9-06	1548.75	26589	9-10	855.57
26559	9-05	645.86	26590	9-07	196356.78
26560	9-05	637.13	26591	9-07	529.85
26561	9-07	577.20	26592	9-10	105.23

Continued on Next Page

Central Valley Community Bank

Statement of Account

Received 10/5/18 CB

B

003479

SAN LUIS AND DELTA MENDOTA WATER AUTHORITY
PAYROLL ACCOUNT
PO BOX 2157
LOS BANOS CA 93635-2157

9-30-18 6 XX Page 1

Account Number

LODI OFFICE
(559)298-1775 24-Hour BankLine (559) 297-6638
Out of Local area (866) 455-6638

PRIVACY NOTICE - Federal Law requires us to tell you how we collect, share, and protect your personal information. Our Privacy Policy has not changed and you may review our policy and practices with respect to your personal information at www.cvcb.com or we will mail a free copy to you upon request if you call us at (800) 298-1775.

ACCOUNT NUMBER 51000489 BUSINESS CHECKING

ACCOUNT SUMMARY

Previous Balance	8-31-18		3,289.38
+ Deposits/Credits		4	415,849.34
- Checks/Debits		10	415,849.34
- Service Charge			.00
Current Balance	9-30-18		3,289.38

CHECKS

No.	Date	Amount	No.	Date	Amount
22986	9-04	1166.39	23090*	9-17	2126.19
22995*	9-04	2112.99	23166*	9-28	1505.91
23081*	9-17	1166.39	23167	9-28	852.65

CREDIT ACTIVITY AND OTHER DEBITS

Date	Tracer	Description	Amount
9-12	26	WEB XFER FR DDA 000051000463	206513.58
9-24	22	WEB XFER FR DDA 000051000463	852.65
9-24	22	WEB XFER FR DDA 000051000463	1505.91
9-26	16	WEB XFER FR DDA 000051000463	206977.20

ELECTRONIC FUNDS TRANSFERS

Date	Tracer	Description	Amount
9-14	10256	SAN LUIS & DELTA ACH XFER PAYROLL	196195.00-
9-14	10256	SAN LUIS & DELTA ACH XFER PAYROLL	7026.00-
9-28	7270	SAN LUIS & DELTA ACH XFER PAYROLL	196674.32-
9-28	7270	SAN LUIS & DELTA ACH XFER PAYROLL	7023.50-

Continued on Next Page

Central Valley **Community Bank**

Received 10/4/18 CB

C

003478

SAN LUIS AND DELTA MENDOTA WATER AUTHORITY
PO BOX 2157
LOS BANOS CA 93635-2157

9-30-18

XX
Page 1

Account Number

LODI OFFICE
(559)298-1775 24-Hour BankLine (559) 297-6638
Out of Local area (866) 455-6638

PRIVACY NOTICE - Federal Law requires us to tell you how we collect, share, and protect your personal information. Our Privacy Policy has not changed and you may review our policy and practices with respect to your personal information at www.cvcb.com or we will mail a free copy to you upon request if you call us at (800) 298-1775.

ACCOUNT NUMBER 51000463 SPECIAL MONEY MARKET CHECKING

ACCOUNT SUMMARY

Previous Balance	8-31-18	9,011,050.74
+ Deposits/Credits	22	6,202,889.46
- Checks/Debits	30	9,485,943.96
- Service Charge		.00
+ Interest Paid		7,234.35
Current Balance	9-30-18	5,735,230.59

CREDIT ACTIVITY AND OTHER DEBITS

Date	Tracer	Description		Amount
9-04	6	REMOTE DEPOSIT		427479.61
9-04	999	TRANSFER TO DDA	0051000471	72661.30-
9-05	999	TRANSFER TO DDA	0051000471	101408.97-
9-06	14	REMOTE DEPOSIT		68806.45
9-06	999	TRANSFER TO DDA	0051000471	22740.87-
9-07	9123	OUTGOING WIRE 37688		3130900.00-
9-07	9123	OUTGOING WIRE 37690		3130900.00-
9-07	15	REMOTE DEPOSIT		1115.50
9-07	37	REMOTE DEPOSIT		909.93
9-07	999	TRANSFER TO DDA	0051000471	200703.81-
9-10	999	TRANSFER TO DDA	0051000471	868495.23-
9-11	999	TRANSFER TO DDA	0051000471	180.00-
9-12	28	REMOTE DEPOSIT		10006.16
9-12	26	WEB XFER TO DDA	000051000489	206513.58-
9-12	999	TRANSFER TO DDA	0051000471	19397.13-
9-13	3	REMOTE DEPOSIT		703.56
9-13	999	TRANSFER TO DDA	0051000471	3879.25-
9-14	9123	INCOMING WIRE 30625895		323418.71
9-14	9123	INCOMING WIRE FEE 30625895		20.00-
9-14	9123	INCOMING WIRE 30632512		221200.00
9-14	9123	INCOMING WIRE FEE 30632512		20.00-
9-14	999	TRANSFER TO DDA	0051000471	303866.16-
9-17	9123	INCOMING WIRE 30649890		1580419.54
9-17	9123	INCOMING WIRE FEE 30649890		20.00-
9-17	29	REMOTE DEPOSIT		134076.58
9-17	999	TRANSFER TO DDA	0051000471	530735.05-
9-18	9123	INCOMING WIRE 30668899		415211.73
9-18	9123	INCOMING WIRE FEE 30668899		20.00-
9-18	999	TRANSFER TO DDA	0051000471	14640.51-

Continued on Next Page

Central Valley **Community Bank**

Received 10/4/18 CB

D

000166

SAN LUIS AND DELTA MENDOTA WATER AUTHORITY
PO BOX 2157
LOS BANOS CA 93635-2157

9-30-18

XX
Page 1

Account Number

LODI OFFICE
(559)298-1775 24-Hour BankLine (559) 297-6638
Out of Local area (866) 455-6638

PRIVACY NOTICE - Federal Law requires us to tell you how we collect, share, and protect your personal information. Our Privacy Policy has not changed and you may review our policy and practices with respect to your personal information at www.cvcb.com or we will mail a free copy to you upon request if you call us at (800) 298-1775.

ACCOUNT NUMBER 1204858 SPECIAL MONEY MARKET CHECKING

ACCOUNT SUMMARY

Previous Balance	8-31-18	5,461,742.44
+ Deposits/Credits		.00
- Checks/Debits		.00
- Service Charge		.00
+ Interest Paid		7,182.56
Current Balance	9-30-18	5,468,925.00

CREDIT ACTIVITY AND OTHER DEBITS

Date	Tracer	Description	Amount
9-28	999	INTEREST PAYMENT	7182.56

INTEREST SUMMARY

Interest Earned From 9/01/18 Through	9/30/18
Days in Statement Period	30
Interest Earned	7,182.56
Annual Percentage Yield Earned	1.61 %
Interest Paid this Year	30,826.17
Interest Withheld this Year	.00

OVERDRAFT CHARGES/REFUNDS SUMMARY

	This Cycle	YTD
Total returned item fees	.00	.00
Total overdraft fees	.00	.00
Total fees charged	.00	.00

	This Cycle	YTD
Refund of returned check fees	.00	.00
Refund of paid check fees	.00	.00
Total fees refunded	.00	.00

DAILY BALANCE

Date	Balance	Date	Balance	Date	Balance
8-31	5461742.44	9-28	5468925.00		

Continued on Next Page

E

San Luis & Delta-Mendota Water Authority
Cental Valley Community Bank - Holdings Analysis

Central Valley Community Bank Investment Analysis		Quarter Ended 9/30/2018	
		Market Value	Portfolio % % By Type
Obligations of States & Political Subdivisions		66,795,996.21	87.79%
U.S. Government Agencies Collateralized by Mortgage Obligations		9,290,882.25	12.21%
Total Pledged for Local Agencies		76,086,878.46	100.00%

F

BETTY T. YEE

California State Controller

LOCAL AGENCY INVESTMENT FUND
REMITTANCE ADVICE

Agency Name	SAN LUIS & DELTA WAT AUTH
Account Number	90-24-006

As of 10/15/2018, your Local Agency Investment Fund account has been directly credited with the interest earned on your deposits for the quarter ending 09/30/2018.

Earnings Ratio		.00005909460836489
Interest Rate		2.16%
Dollar Day Total	$	1,515,868,007.40
Quarter End Principal Balance	$	19,741,625.79
Quarterly Interest Earned	$	89,579.63

F

JOHN CHIANG
TREASURER
STATE OF CALIFORNIA

PMIA Performance Report

Date	Daily Yield*	Quarter to Date Yield	Average Maturity (in days)
09/17/18	2.07	1.99	187
09/18/18	2.07	1.99	188
09/19/18	2.08	1.99	188
09/20/18	2.08	1.99	188
09/21/18	2.08	1.99	187
09/22/18	2.08	1.99	187
09/23/18	2.08	1.99	187
09/24/18	2.08	2.00	189
09/25/18	2.08	2.00	188
09/26/18	2.09	2.00	190
09/27/18	2.09	2.00	192
09/28/18	2.09	2.00	193
09/29/18	2.09	2.00	193
09/30/18	2.09	2.00	193
10/01/18	2.11	2.11	205
10/02/18	2.11	2.11	205
10/03/18	2.12	2.11	206
10/04/18	2.12	2.12	206
10/05/18	2.12	2.12	205
10/06/18	2.12	2.12	205
10/07/18	2.12	2.12	205
10/08/18	2.12	2.12	202
10/09/18	2.12	2.12	202
10/10/18	2.13	2.12	202
10/11/18	2.14	2.12	203
10/12/18	2.14	2.12	202
10/13/18	2.14	2.12	202
10/14/18	2.14	2.13	202
10/15/18	2.14	2.13	200
10/16/18	2.15	2.13	198
10/17/18	2.15	2.13	198

*Daily yield does not reflect capital gains or losses

View Prior Month Daily Rates

LAIF Performance Report

Quarter Ending 09/30/18

Apportionment Rate:	2.16%
Earnings Ratio:	0.00005909460836489
Fair Value Factor:	0.997832404
Daily:	2.09%
Quarter to Date:	2.00%
Average Life:	193

PMIA Average Monthly Effective Yields

Sept 2018	**2.063**
Aug 2018	1.998
July 2018	1.944

Pooled Money Investment Account Portfolio Composition 09/30/18 $88.3 billion

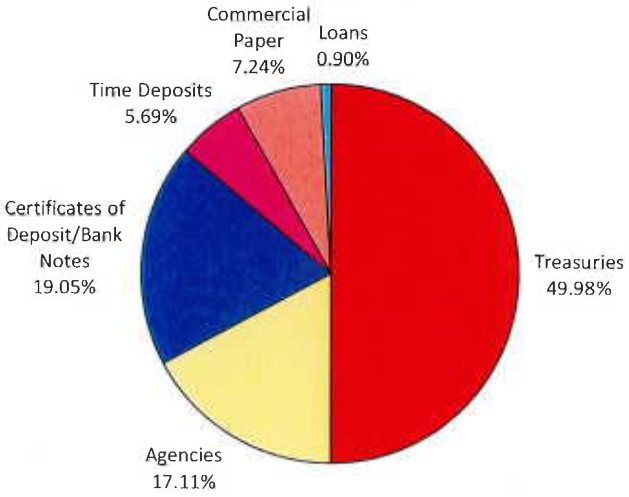

Percentages may not total 100%, due to rounding.

Based on data available as of 10/17/2018

CalTRUST
c/o Gemini Fund Services LLC
PO Box 541150
Omaha, NE 68154-9150
www.caltrust.org
Email: CalTRUSTSupport@thegeminicompanies.com
Fax: 402-963-9094
Phone: 833-CALTRUST (225-8787)

Investment Account Summary

09/01/2018 through 09/30/2018

G

SUMMARY OF INVESTMENTS

Fund	Account Number	Total Shares Owned	Net Asset Value per Share on Sep 30 ($)	Value on Sep 30 ($)	Average Cost Amount ($)	Cumulative Unrealized Gain/(Loss) ($)
SAN LUIS & DELTA - MENDOTA WATER AUTHORITY	**20100002510**					
CalTRUST Short Term Fund	20100002510	530,571.104	10.01	5,311,016.75	5,316,261.63	(5,244.88)
CalTRUST Medium Term Fund	20100002510	1,324,977.727	9.88	13,090,779.94	13,346,441.66	(255,661.72)
	Portfolios Total value as of 09/30/2018			**18,401,796.69**		

DETAIL OF TRANSACTION ACTIVITY

Activity Description	Activity Date	Amount ($)	Amount in Shares	Balance in Shares	Price per Share ($)	Balance ($)	Average Cost Amt ($)	Realized Gain/(Loss) ($)
CalTRUST Short Term Fund			**SAN LUIS & DELTA - MENDOTA WATER AUTHORITY**				**Account Number: 20100002510**	
Beginning Balance	09/01/2018			529,681.022	10.02	5,307,403.84		
Accrual Income Div Reinvestment	09/28/2018	8,909.72	890.082	530,571.104	10.01	5,311,016.75	0.00	0.00
Unrealized Gain/(Loss)						(5,296.81)		
Closing Balance as of	**Sep 30**			**530,571.104**	**10.01**	**5,311,016.75**		
CalTRUST Medium Term Fund			**SAN LUIS & DELTA - MENDOTA WATER AUTHORITY**				**Account Number: 20100002510**	
Beginning Balance	09/01/2018			1,322,800.958	9.91	13,108,957.49		
Accrual Income Div Reinvestment	09/28/2018	21,506.48	2,176.769	1,324,977.727	9.88	13,090,779.94	0.00	0.00
Unrealized Gain/(Loss)						(39,684.03)		
Closing Balance as of	**Sep 30**			**1,324,977.727**	**9.88**	**13,090,779.94**		

Please note that this information should not be construed as tax advice and it is recommended that you consult with a tax professional regarding your account.

MUFG

Account Number
6712017604

Account Name
SAN LUIS & DELTA-MENDOTA 13A RES AC

Account Statement

Statement Period
September 1, 2018 through September 30, 2018

Asset Detail - Principal Portfolio

Other Assets

Asset Name	Asset Identifier	Shares/ Units Held	Cost Basis	Market Value	Price/ Date Priced	Percentage of Portfolio	Current Yield
Insurance Policies							
BUILD AMERICA MUTUAL ASSURANCE COMPANY MUNICIPAL BOND DEBT SERVICE RESERVE INSURANCE POLICY NO. 2013R0238 (COPY OF) FOR THE SAN LUIS & DELTA-MENDOTA WATER AUTH.	0868#010871	1.0000	1.00	1.00	1.0000 10/30/2014	100.00%	0.00%
Total Other Assets		**1.0000**	**$1.00**	**$1.00**		**100.00%**	**0.00%**
Total Principal Portfolio		**1.0000**	**$1.00**	**$1.00**		**100.00%**	**0.00%**
Total Account Values		**1.0000**	**$1.00**	**$1.00**		**100.00%**	**0.00%**

Transaction Detail

No Transactions for this Period

0.000 T

1.000 ÷
1.000 ÷
2.000 T

2/2

+

MUFG

Account Number
6712017601

Account Name
SAN LUIS & DELTA-MENDOTA 13A REV FD

Account Statement

Statement Period
September 1, 2018 through September 30, 2018

Asset Detail - Principal Portfolio

Other Assets

Asset Name	Asset Identifier	Shares/ Units Held	Cost Basis	Market Value	Price/ Date Priced	Percentage of Portfolio	Current Yield
Insurance Policies							
BUILD AMERICA MUTUAL ASSURANCE COMPANY MUNICIPAL BOND INSURANCE POLICY NO. 2013B0238 (COPY OF) FOR THE SAN LUIS & DELTA-MENDOTA WATER AUTHORITY REFUNDING REVENUE BONDS,	0868#010870	1.0000	1.00	1.00	1.0000 10/30/2014	100.00%	0.00%
Total Other Assets		**1.0000**	**$1.00**	**$1.00**		**100.00%**	**0.00%**
Total Principal Portfolio		**1.0000**	**$1.00**	**$1.00**		**100.00%**	**0.00%**
Total Account Values		**1.0000**	**$1.00**	**$1.00**		**100.00%**	**0.00%**

Transaction Detail

Date	Description	Asset Identifier	Principal Cash	Cost Basis
Beginning Balance			**$0.00**	**$1,038,841.06**
09/04/18	CASH RECEIPT OF DIVIDEND EARNED ON BLACKROCK T FUND DOLLAR MMKT DLR #61 DIVIDEND FROM 8/1/18 TO 8/31/18	09248U69S	219.21	
09/04/18	SOLD 1,038,840.06 UNITS OF BLACKROCK T FUND DOLLAR MMKT DLR #61 TRADE DATE 09/04/18	09248U69S	1,038,840.06	(1,038,840.06)
09/04/18	CASH DISBURSEMENT PAID TO ACCOUNT # 6712017602 TRANSFER FUNDS TO OTHER ACCT TRANSFER OF INTEREST PER SECTION 5.02(A) OF TRUST		(864,125.00)	

MUFG

Account Number
6712017602

Account Name
SAN LUIS & DELTA-MENDOTA 13A INT AC

Account Statement

Statement Period
September 1, 2018 through September 30, 2018

Asset Detail

No Holdings at End of Period

Transaction Detail

Date	Description	Asset Identifier	Principal Cash	Cost Basis
Beginning Balance			**$0.00**	**$0.00**
09/04/18	CASH RECEIPT ADDITION TO ACCOUNT PAID FROM ACCOUNT # 6712017601 TRANSFER OF INTEREST PER SECTION 5.02(A) OF TRUST		864,125.00	
09/04/18	CASH DISBURSEMENT PAID TO ACCOUNT # 7-00002-90-5 DEBT SERVICE PMT - INTEREST		(864,125.00)	
Net Activity			**$0.00**	**$0.00**
Ending Balance			**$0.00**	**$0.00**

2 / 2

+

--- no inserts ---

MUFG

Account Number
6712017601

Account Name
SAN LUIS & DELTA-MENDOTA 13A REV FD

Account Statement

Statement Period
September 1, 2018 through September 30, 2018

Transaction Detail (continued)

Date	Description	Asset Identifier	Principal Cash	Cost Basis
09/04/18	CASH DISBURSEMENT PAID TO WESTLANDS WATER DISTRICT WIRE TRANSFER PER SEC 5.02(D) OF INDENTURE AND 6.1.2 WESTLANDS WATER DISTRICT ACTIVITY AGREEMENT		(174,934.27)	
Net Activity			**$0.00**	**($1,038,840.06)**
Ending Balance			**$0.00**	**$1.00**

3 / 3

--- no inserts ---

MUFG

Account Number
6712188301

Account Name
SAN LUIS & DELTA-MENDOTA 13A ESC FD

Account Statement

Statement Period
September 1, 2018 through September 30, 2018

Asset Detail - Principal Portfolio

Cash & Cash Equivalents

Asset Name	Asset Identifier	Shares/ Units Held	Cost Basis	Market Value	Price/ Date Priced	Percentage of Portfolio	Current Yield
Bank Deposit Accounts							
UNINVESTED CASH	904UC2491	1,710.6600	1,710.66	1,710.66	1.0000 09/28/2018	0.05%	0.00%
Total Cash & Cash Equivalents		**1,710.6600**	**$1,710.66**	**$1,710.66**		**0.05%**	**0.00%**

Government Obligations

Asset Name	Asset Identifier	Shares/ Units Held	Cost Basis	Market Value	Price/ Date Priced	Percentage of Portfolio	Current Yield
US Govt Agency - Discount							
RESOLUTION FDG FED BK CPN ST 0.0000% 1/15/2023	76116EGB0	3,000.0000	2,660.08	2,631.57	87.7190 09/28/2018	0.07%	2.23%
Total Government Obligations		**3,000.0000**	**$2,660.08**	**$2,631.57**		**0.07%**	**2.23%**

Non-US Securities

Asset Name	Asset Identifier	Shares/ Units Held	Cost Basis	Market Value	Price/ Date Priced	Percentage of Portfolio	Current Yield
Non - US Government Obligation							
ISRAEL ST U S GOVT GTD NTS 0.0000% 2/15/2023	465139MS9	2,072,000.0000	1,841,271.94	1,808,586.64	87.2870 09/28/2018	49.96%	0.00%

2 / 3

H

MUFG

Account Number
6712188301

Account Name
SAN LUIS & DELTA-MENDOTA 13A ESC FD

Account Statement

Statement Period
September 1, 2018 through September 30, 2018

Asset Detail - Principal Portfolio (continued)

Non-US Securities

Asset Name	Asset Identifier	Shares/ Units Held	Cost Basis	Market Value	Price/ Date Priced	Percentage of Portfolio	Current Yield
Non - US Government Obligation							
ISRAEL ST U S GOVT GTD NTS 0.0000% 2/15/2023	465139GL1	2,070,000.0000	1,838,456.18	1,806,923.70	87.2910 ① 09/28/2018	49.92%	0.00%
Total Non-US Securities		**4,142,000.0000**	**$3,679,728.12**	**$3,615,510.34**		**99.88%**	**0.00%**
Total Principal Portfolio		**4,146,710.6600**	**$3,684,098.86**	**$3,619,852.57**		**100.00%**	**0.00%**
Total Account Values		**4,146,710.6600**	**$3,684,098.86**	**$3,619,852.57**		**100.00%**	**0.00%**

Transaction Detail

No Transactions for this Period

0·0000 *

87·7190 +
87·2870 + } 3 SECURITY PRICE
87·2910 +

003

262·2970 *

262·2970 ÷
3· = 9/30/18
87·4323 * MARKET PRICE

3,684,098.86 +
3,619,852.570 +
64,216,250

unrealized loss

H

3/3

MEMORANDUM

TO: SLDMWA O&M Technical Committee

FROM: Paul Stearns, O&M Manager, SLDMWA

DATE: October 11, 2018

RE: O&M Cost and Budgeting Consideration for the Delta-Mendota Canal (DMC) Tile Drain Sumps and Drainage Management

---

BACKGROUND

In 1953, in the effort to mitigate for drainage issues along the western side of the Lower DMC, a tile drain system was installed by Reclamation along an 11.5-mile stretch from the end of the lined section of the DMC (milepost 98.64) to Washoe Avenue (milepost 110.12). This tile drain system collects the subsurface drainage and carries it to a lateral tile drain system that parallels the DMC. The water was pumped from six collection sumps (A-B, C, D-E, F-G, H-J, K) into the DMC. These sumps were installed under a long-term commitment by Reclamation to mitigate for drainage impacts in the unlined portion of the Delta-Mendota Canal resulting from its construction and operation.

In 1988, the California Regional Water Quality Control Board imposed monitoring requirements on Reclamation's sumps. Since, concerns by U.S Fish & Wildlife Service (USF&WS) over the poor water quality entering the DMC from these tile drains were raised over the years. In 2009, it was the desire of Reclamation and the USF&WS to incorporate these sumps into the Grassland Bypass Project's San Joaquin River Improvement Project to eliminate the discharge from the freshwater deliveries to the managed wetland areas. This desire was incorporated into the 2010-2019 Grassland Bypass Project's San Luis Drain Use Agreement and Biological Opinion. In 2014, Reclamation entered into a license agreement with Panoche Drainage District to install new facilities to redirect the discharge from the six tile drain pumps to SJRIP and to O&M the new facilities, the DMC Sumps, and associated pumps on Reclamation's right-of-way. Reclamation also provided approximately $500k of funding for the design and construction of the new facilities.

Prior to PDD assuming the responsibility for O&M, the Water Authority performed the work as part of the overall DMC O&M. The license contemplated the Authority, and Panoche entering into a separate agreement(s) for O&M of the facility. Unfortunately, that agreement was not completed. The license provided that PDD assume the O&M responsibility but was silent on who

was responsible for the cost related to the O&M work. However, since 2014 PDD assumed all the cost associated with the O&M of the pumps and motors including the cost to power the pumps and management of the redirected flow. In 2017, PDD informed Reclamation and the Authority that the O&M costs of the tile drain pumps as well as the cost of the drainage management should be more appropriately borne by Reclamation/SLDMWA under the Transfer Agreement. After several meetings with Reclamation, Reclamation informed the Authority in early October that they agree that the O&M costs at issue should now be part of the overall Delta-Mendota Canal O&M costs and should be included as part of the Authority's O&M rates. The Water Authority is awaiting a formal written notification from Reclamation on this requirement.

O&M COST

Prior to 2014, the Water Authority's average costs per year to O&M the tile drain pumps were $22,000.00.

PDD has provided the Authority the estimated FY19 O&M costs associated with the sump pump and drainage management (see attached). The cost includes the direct costs associated with O&M of the sump pumps/motors and 12% of the costs related to the O&M of the SJRIP. The twelve percent is based on the DMC flows constitutes 12% of the total SJRIP flows.

ISSUE FOR DECISION

Whether to amend the FY19 and include in the FY20 O&M budget to accommodate these unanticipated costs associated for the O&M of the tile drain pumps and drainage management by PDD.

RECOMMENDATION

We recommend following Reclamations decision and include the appropriate related O&M costs and in addition, enter into an agreement with PDD for the O&M for the DMC sump pumps and drainage management of the DMC subsurface drainage flows.

Reclamation's DMC Sump Water Management
SLDMWA Fiscal-Year Mar 2018 - Feb 2019

Premise		
1,300	Avg. Metered Sump Discharge (af/yr)	
12%	of SJRIP annual inflow	
$2,648,724	2018-19 SJRIP Annualized O&M Budget	
$788,701	2018-19 SJRIP Non-Participant Fee Revenue	
DMC Sump Operation	Budget	Forum
100% Share Operation	$16,000	PDD
100% Share Maintenance	$6,500	PDD
Sub-Total:	$22,500	
SJRIP Discharge Management		
12% Share of 2018-19 SJRIP NPF Revenue	-$94,644	SJRIP
12% Share of 2018-19 SJRIP Cost	$317,847	SJRIP
Sub-Total:	$223,203	
Discharge Management Monitoring and Mitigation		
6% Share of Water Quality Monitoring	$12,300	GBD
12% Share of Biological Monitoring and Habitat Mitigation	$1,200	GBD
12% Share of Egg Monitoring	$13,200	GBD
Sub-Total:	$26,700	
TOTAL:	$272,403	2018-19 Fiscal-Year

PDD = Panoche Drainage District
SJRIP = San Joaquin River Improvement Project
GBD = Grassland Basin Drainage

United States Department of the Interior

BUREAU OF RECLAMATION
Mid-Pacific Region
South-Central California Area Office
1243 N Street
Fresno, California 93721-1813

IN REPLY REFER TO
SCC-100/114
2.2.4.22

OCT 18 2018

VIA ELECTRONIC MAIL AND U.S. POSTAL SERVICE

Ms. Frances C. Mizuno
Interim Executive Director/Assistant Executive Director
San Luis & Delta-Mendota Water Authority
P.O. Box 2157
Los Banos, CA 93635

Subject: Operation and Maintenance Costs Associated with Delta-Mendota Canal Sump Pumps And Drainage Water – Firebaugh, California – San Luis Unit – Central Valley Project

Dear Ms. Mizuno: Frances

On September 5th, 2018, the San Luis and Delta-Mendota Water Authority (Authority) and Panoche Drainage District (PDD) met with the Bureau of Reclamation (Reclamation) regarding the above subject. The purpose of this meeting was to discuss the Operation and Maintenance (O&M) for the Delta-Mendota Canal (DMC) sump pumps (A-B, C, D-E, F-G, H-J, K) and the cost of handling drainage water produced by these sump pumps, which is relatively high in selenium content.

To support compliance with the terms and conditions of the Grassland Bypass Project Biological Opinion, Reclamation provided approximately $500,000 under grant R09AP20025 to PDD to re-plumb existing DMC sump pump discharge points from the DMC to the San Joaquin River Improvement Project (SJRIP). The SJRIP is managed by PDD on non-Reclamation lands. In 2014, Reclamation issued a license (14-LC-20-0520) to PDD to install, operate, and maintain facilities on Reclamation's right-of-way for the above noted DMC sump pump re-plumbing. Pursuant to the license, the licensee (PDD) had agreed to provide O&M of the new facilities, DMC sumps, and associated pumps pursuant to the terms and conditions of a separate agreement that was being negotiated between the licensee and the Authority. However, for reasons unknown to Reclamation, the separate agreement was never executed and PDD has absorbed the costs associated with the O&M of the DMC sump pumps since 2014.

PDD believes the costs should be shared more broadly, and Reclamation believes its SJRIP related grants totaling more than $30 million over about the past 10 years more than covers its past and future share.

Absent any other acceptable arrangement for the O&M of the DMC sumps, Reclamation must rely on the existing agreement with the Authority titled *"Agreement to Transfer the Operation, Maintenance and Replacement and Certain Financial and Administrative Activities Related to the San Luis and Delta-Mendota Canals, Tracy Pumping and O'Neill Pumping/Generating Plant, San Luis Drain and Associated Works", Contract No. 8-07-20-X0354* ("Authority Transfer Agreement").

Under the Authority Transfer Agreement, the Authority is responsible for the DMC sumps O&M. Although Reclamation has determined that the O&M of the DMC sumps falls under the Authority Transfer Agreement, Reclamation has not made any determination on the appropriate activities, costs, or methods of assessment associated with such O&M.

In closing, Reclamation is hopeful that PDD and the Authority can reach an equitable and amicable understanding and agreement to resolve this matter.

If you should have any questions regarding this letter, please contact Mr. Jeffrey Papendick at 559-262-0310, by email at jpapendick@usbr.gov, or myself at 559-262-0300, or for the hearing impaired at 800-877-8339.

Sincerely,

Michael Paul Jackson

Michael P. Jackson, P.E.
Area Manager

cc: Mr. Ara Azhderian
Panoche Water District
52027 West Althea Avenue
Firebaugh, CA 93622

MEMORANDUM

TO: SLDMWA Water Resources Committee Members, Alternates

FROM: Frances Mizuno, Interim Executive Director

DATE: November 5, 2018

RE: Los Vaqueros Reservoir Expansion Participation

BACKGROUND

The Water Authority on December 12, 2011 entered into a Memorandum of Understanding (MOU) regarding CalFed Bay-Delta Program Studies on the expansion of Los Vaqueros Reservoir (LVE) with Contra Costa Water District (CCWD) amongst other Water Agencies. The participation in the MOU required a payment of $100,000, which was included in FY 17 Leg Ops 1 budget and paid in October 31, 2016. This cost was included in Leg Ops 1 budget as the Water Authority's participation was to explore potential SOD CVO-wide benefits from the project. Since the Authority's participation in the MOU, individual member agencies (Byron-Bethany Irrigation District, Del Puerto Water District, Grasslands Water District, San Luis Water District, Santa Clara Valley Water District and Westlands Water District) also entered into the MOU to seek potential storage/conveyance benefits directly for their respective districts. With the exception of Grasslands WD, each participant also paid $100,000 for their participation.

The LVE Project includes expansion of the Los Vaqueros Reservoir from its current capacity of 160 TAF to 275 TAF, construction of a pipeline between CCWD's Transfer Pump Station and the State Water Project's California Aqueduct at Bethany Reservoir (the "Transfer-Bethany Pipeline"), upgrades to the existing Transfer Pump Station Facilities, and construction of the Neroly High Lift Station.

The potential benefits to the Water Authority members from the project include the operational flexibility to Reclamation to move CVP water south of Delta, conveyance and storage of water purchased through water transfers, and storage of rescheduled water for CVP contractors and Level IV Refuge Water for Grasslands Water District. (See Attachment 1 excerpts from the Draft Supplement to the Final EIS/EIR.)

ISSUE FOR DISCUSSION

The MOU participants have determined potential benefits from this project and have drafted a proposed CCWD Cost Share Agreement for Los Vaqueros Reservoir Expansion Project Planning (Attachment 2). This agreement is for the purpose of providing for cost-sharing to (1) complete the Final Supplement to the 2010 Final EIS/EIR, (2) release the Final Feasibility Report in partnership with Reclamation, (3) complete financial evaluation of the Project for the Local Agency Partners (LAP), (4) develop a long-term governance structure for a likely new Joint Powers Authority (JPA), and (5) complete conceptual and preliminary design. The total cost under this draft Cost Share Agreement is $2,833,036. The proposal is to share the cost equally amongst all the LAPs. There is a total of 14 MOU participants that are potential LAPs. The

cost for each LAP will depend on the total number of participants. (See attached Summary of Draft Cost Share Calculation for potential costs (Attachment 3 and 3A).)

The Water Authority will need to determine whether and how to participate in the Cost Share Agreement as a LAP.

RELEVANT CONSIDERATIONS

1. Whether individual Members will participate in the Cost Share Agreement on their own, through the Water Authority via an Activity Agreement, or both.

   Benefits include:
   a. Ability to store Rescheduled Water when San Luis Reservoir is full.
   b. Ability to convey/store north-to-south water transfers with available capacity.

2. Are the benefits/costs worthwhile to continue participation?

   Local Agency Partners can utilize the proposed project for storage or conveyance. In addition to the cost for participation in the Project, there will be supplemental usage fees applied for use of CCWD's existing facilities and EBMUD's facilities (use of Freeport Project). The proposed usage fee per acre-foot is costly. (See attached CCWD Proposed Usage Fees -Attachment 4) and EBMUD Usage Fee- Attachment 5). Current financial model estimate the cost for participation to be extremely high.

3. Should participation for south of Delta (SOD) CVP-wide benefits be through the Bureau of Reclamation (Reclamation) rather than through the Water Authority?

   Reclamation is preparing the Feasibility Study. The study shows CVP operational flexibility benefits for SOD CVP Contractors.

   Benefits include:
   a. Ability to convey Level 2 Refuge water, freeing up capacity in Jones PP for other deliveries.
   b. Ability to convey CVP Water when Banks/Jones are OMR limited.

4. Reclamation is also participating to provide Level IV refuge water supply. It is anticipated that Reclamation will fund up to 25% of the construction cost (WIIN Act limitation) through a negotiated Agreement with the new JPA for cost share and use of the facilities.

Existing agreements and environmental coverage for the Hayward Intertie currently limit the use of the Hayward Intertie to emergencies or planned critical maintenance. Drought conditions do not constitute an emergency under the Hayward Intertie's existing Joint Exercise of Powers Agreement. Any expanded or long-term use of the Hayward Intertie for Phase 2 Expansion operations would be subject to institutional agreements that would need to be negotiated and approved by the City of Hayward, EBMUD, and SFPUC. The details of any proposed use of the Hayward Intertie have not been sufficiently developed to allow for meaningful analysis of potential impacts to Hayward and EBMUD. In the event that use of the Hayward Intertie for Phase 2 Expansion operations is pursued in the future, all potential operational and environmental impacts would need to be identified, analyzed and mitigated, including hydraulic pressure, fire flow and water quality considerations for the City of Hayward and EBMUD.

In addition to using these two physical interties, Phase 2 Expansion water could also be delivered to ACWD, which is a member of BAWSCA, allowing ACWD to reduce its use of Hetch Hetchy water in exchange, thus freeing up Hetch Hetchy water to be delivered to other BAWSCA member agencies; this method of exchange would also be subject to institutional agreements that would need to be negotiated. Use of the South Bay Aqueduct to move water to SFPUC and BAWSCA or other agencies would be require a new conveyance agreement with DWR and approval by the agencies already contracted to use the South Bay Aqueduct (ACWD, SCVWD, and Zone 7).

SFPUC has identified a need for water in all water year types of up to 16.7 TAF/year, as well as an additional need for water in drier years of up to 57 TAF/year. In addition to SFPUC's identified demands, BAWSCA has identified a further need for water of 10 TAF/year in certain drier years. BAWSCA has identified a need for dedicated emergency storage of 5-10 TAF to meet its drier year demands.

2.3.4.8 San Luis & Delta-Mendota Water Authority (SLDMWA)

SLDMWA member agencies would receive water from the project through the new Transfer-Bethany Pipeline. SCVWD, which is a member of SLDMWA, could receive water delivered through the Transfer-Bethany Pipeline to the California Aqueduct and then either to the South Bay Aqueduct or to San Luis Reservoir. Grassland Water District is also a member of SLDMWA. The Refuge Water Supply Program has a conveyance agreement with SLDMWA to wheel CVPIA water supplies to the Refuges, including to Grassland Water District for private wetlands within the Grassland Resource Conservation District. SLDMWA and the south-of-Delta CVP contractors could also receive water exported at Jones Pumping Plant (or Banks Pumping Plant through a wheeling agreement with DWR) using capacity made available by wheeling Level 2 Refuge water supplies through CCWD facilities.

In addition to the water needs identified by the SLDMWA member agencies that are also Local Agency Partners in the Phase 2 Expansion, SLDMWA is interested in any additional water supply for south-of-Delta CVP contractors that could be made available by Phase 2 Expansion operations. South-of-Delta CVP contractors often are not allocated their full CVP contract amounts, even in wetter years. A specific amount of water needed by SLDMWA member agencies from the Phase 2 Expansion has not been included, because Phase 2 Expansion

operational constraints (both facility sizes and priority of usage) would limit the amount of water delivered to be less than the total amount of water needed to satisfy SLDMWA demands.

2.3.4.9 Alameda County Flood Control and Water Conservation District, Zone 7 (Zone 7)

Zone 7 would receive water from the project through the new Transfer-Bethany Pipeline, delivered to the existing California Aqueduct and then to the existing South Bay Aqueduct. Water could also be delivered via exchange in the Delta via the South Bay Aqueduct. Zone 7 has identified a need for water delivery in drier years of up to 19 TAF/year. This dry year need could be met with storage of up to 5 TAF/year of Delta Surplus Water for Zone 7 in all year types. Zone 7 is also requesting 5 TAF/year of supplemental supply from the Phase 2 Expansion, in addition to SWP water that Zone 7 would place into storage. In years with higher SWP Table A allocations, Zone 7 has SWP contract allocation available to store in Los Vaqueros Reservoir. This storage can only be drawn upon by Zone 7.

2.4 Updates to Overall Construction Program

Construction is expected to take about six years for Alternatives 1A, 1B, and 2A. As described in Chapter 1, Section 1.3, the Value Planning Report prepared by Reclamation in 2016 included the recommendation to sequence construction activities such that the construction of the Transfer-Bethany Pipeline would be completed first before beginning construction of the dam enlargement and other facilities. This sequence would allow for acceleration of the reservoir drawdown by delivering water released from the reservoir through the Transfer Pipeline and then through the Transfer-Bethany Pipeline to other Project Partners as well as through the Los Vaqueros Pipeline to CCWD.

For Alternative 4A the dam enlargement will not occur and reservoir drawdown is not required. Construction for facility improvements included in Alternative 4A could occur concurrently and is expected to take about two years.

Initiation of construction is anticipated in 2021 for all alternatives. The other details of the overall construction program remain the same as described in the Final EIS/EIR.

2.5 Updates to Permits and Approvals

See Section 1.5, CEQA and NEPA Processes for the Los Vaqueros Reservoir Expansion, for a description of the CCWD and federal decision making processes applicable to the Supplement to the Final EIS/EIR. In addition, the section below addresses changes to the permits, approvals, and other processes described in the Final EIS/EIR.

2.5.1 Federal Decision Processes

As a result of the 2016 Water Infrastructure for Improvements to the Nation Act (WIIN Act), the Secretary of the Interior may authorize construction of a State-led storage project if: 1) the

APPENDIX C
Sensitivity Study re Partner Benefits with Water Transfers

In addition to the operations already described in this Supplement, Phase 2 Expansion facilities could be used to facilitate water transfers between willing north-of-Delta sellers and south-of-Delta buyers. This appendix presents the sensitivity analysis performed to evaluate the potential to convey transfer water generally for any of the Local Agency Partners or Refuges. Specific water transfers would need approval from Bureau of Reclamation (Reclamation), California Department of Water Resources (DWR), the State Water Resources Control Board, and other applicable parties and would need to be consistent with state and federal law.

C.1 Long-Term Water Transfers

In March 2015, Reclamation and the San Luis and Delta-Mendota Water Authority (SLDMWA) released a Final EIS/EIR for Long-Term Water Transfers (Reclamation and SLDWMA, 2015), which evaluated the potential impacts of voluntary water transfers over a 10-year period, 2015 through 2024, from willing sellers upstream of the Delta to Central Valley Project (CVP) contractors south of the Delta and in the San Francisco Bay Area.

The potential environmental impacts of the Long-Term Water Transfers project were found to be beneficial or less than significant after mitigation pursuant to the California Environmental Quality Act (CEQA) in all categories. SLDMWA filed a Notice of Determination in April 2015 (SLDMWA, 2015) and Reclamation issued a Record of Decision in May 2015 (Reclamation, 2015) for the Long-Term Water Transfers project. The alternative implemented does not directly approve any specific transfer, but approves a set of criteria that must be met to transfer water. In 2017, SLDMWA prepared an Addendum to the Long-Term Water Transfers Final EIS/EIR (Reclamation and SLDMWA, 2017) to add potential willing sellers not previously identified in the Final EIS/EIR and increase amounts of water for potential transfer for specific sellers already included in the Final EIS/EIR; these additions could shift the location or quantity of water made available for transfer, but would not increase the total amount of water or the types of transfers.

The potential buyers identified were East Bay Municipal Utilities District (EBMUD), Contra Costa Water District (CCWD), and certain member agencies of SLDMWA, including Byron Bethany Irrigation District (BBID) and Santa Clara Valley Water District (SCVWD). The analysis in this appendix assumes that other Local Agency Partners or the Refuge Water Supply Program could follow a similar process as described by the Long-Term Water Transfers program to secure approvals for similar transfers. The willing sellers include water agencies and entities in the

Sacramento River, American River, Yuba River, Feather River, Merced River, and Sacramento-San Joaquin River Delta watersheds. Measures to make transfer water available include:

1. Agricultural conservation in the seller's service area
2. Cropland idling of rice, field crops, grains, and alfalfa
3. Groundwater substitution
4. Crop shifting
5. Reservoir release

Table C-1 summarizes the maximum amount of water identified as potentially available for transfer in a year in the Long-Term Water Transfers Final EIS/EIR Table 2-5 (Reclamation and SLDMWA, 2015). Because of the unknown variability in actual hydrologic and operating conditions, it is likely that only a portion of this water supply would be available in any given year. The analysis in this appendix uses these maximum amounts of potentially available transfer water in order to provide an estimate of the upper limit of how much transfer water could be available to be conveyed through the Phase 2 Expansion facilities.

TABLE C-1
MAXIMUM AMOUNT OF TRANSFER WATER AVAILABLE BY TRANSFER TYPES AND PERIOD (TAF/YEAR)

	April-June	July-September	Total[1]
Groundwater Substitution	127	164	291
Cropland Idling/Crop Shifting	67	110	177
Reservoir Release	0	97	97
Conservation	0	3	3

NOTE:

[1] Note that the categories of measures that could make water transfers available should not be added together. Willing sellers could make water available through groundwater substitution, cropland idling, or a combination of the two methods; however, they would not be able to make the full quantity specified in each category available in the same year. The total maximum amount of water available for transfer in a year identified by the Long-Term Water Transfer Final EIS/EIR is 511,094 acre-feet (Reclamation and SLDMWA, 2015).

C.2 Water Transfer Operations

The Long-Term Water Transfers Final EIS/EIR addressed CVP and non-CVP sources of supply conveyed using existing CVP, State Water Project (SWP), and local facilities. This Appendix evaluates the use of Phase 2 Expansion facilities to convey the transfer water. This analysis considers Phase 2 Expansion facility capacity available after those facilities have been used to meet first CCWD's water supply and water quality needs and then the Local Agency Partner and Refuge operational priorities as described earlier in this Supplement.

Based on the quantities listed in Table C-1, sufficient volumes of transfer water are assumed to be available to allow diversions from April through September to maximize use of Phase 2 Expansion facility capacity. Transfer water would be diverted when the Delta is in balanced conditions through

Rock Slough, Old River, and/or Middle River Intakes if capacity at those intakes were available, subject to physical system as well as regulatory constraints. Use of the Freeport Intake is not evaluated, since EBMUD has indicated that Freeport Intake and/or the EBMUD facilities required for conveyance of water through the EBMUD-CCWD Intertie would not be available for use during the April through September time period that transfer water is generally available. If the EBMUD facilities were to become available for use to convey transfer water, additional analysis would be needed to determine potential operational or environmental impacts.

If pipeline and aqueduct capacity were available, transfer water would be delivered through the Transfer-Bethany Pipeline to the California Aqueduct and then either through the South Bay Aqueduct to Alameda County Water District (ACWD) or through San Luis Reservoir to SLDMWA or the Refuges. Delivery of transfer water to ACWD would occur if ACWD had unmet dry year demands from the Phase 2 Expansion. Delivery of transfer water to SLDMWA and the Refuges would occur whenever transfer water and facilities capacity were available, because the demands from SLDMWA member agencies and Refuges are large enough to be treated as unlimited in this analysis. If capacity in the Transfer-Bethany Pipeline were not available, transfer water would be stored in Los Vaqueros Reservoir, if storage capacity were available, to be delivered through the Transfer-Bethany Pipeline when capacity became available. The analysis specifically examines conveying transfer water for ACWD, SLDMWA, and the Refuges, at their request. The mechanism for conveying transfer water would be different for other Local Agency Partners that do not receive water through the Transfer-Bethany Pipeline, but the available capacity at Rock Slough, Old River, and Middle River Intakes would still be a relevant factor.

C.3 Potential Water Transfers in Alternative 1B

This analysis was conducted by post-processing the CalSim II operations model results for Alternative 1B under the Future No Climate Change scenario. **Table C-2** summarizes the maximum amount of water that could be delivered through Phase 2 Expansion facilities, using capacity available after Alternative 1B operations. The primary limiting factor on the total amount of transfer water that could be delivered is the available capacity at Rock Slough, Old River, and Middle River Intakes for diverting transfer water from the Delta.

TABLE C-2
TRANSFER WATER DELIVERED THROUGH PHASE 2 EXPANSION FACILITIES

Water Year Type	Average Transfers Delivered to ACWD (TAF/year)	Average Transfers Delivered to SLDMWA & Refuges (TAF/year)
Wet	0	23
Above Normal	1	39
Below Normal	2	47
Dry	7	43
Critically Dry	14	44
All Years	4	37

On average, 27 percent of the transfer water diverted would need to be stored in Los Vaqueros Reservoir for an average of two months before capacity became available in the Transfer-Bethany Pipeline to complete the delivery of the transfer water. "Spilling" of stored transfer water (where spilling is defined as replacement in storage with a higher priority diversion to storage by CCWD or other parties) is minimized to less than 1 percent of total transfer water stored by limiting storage of transfer water only to times when storage would be available in Los Vaqueros Reservoir. More transfer water could be stored in Los Vaqueros Reservoir, and therefore additional transfer water could be delivered, if water transfers were given a higher priority for storage under the Phase 2 Expansion operational rules (i.e., stored transfer water was not spilled in favor of storing a different type of water).

References

Reclamation, 2015. Record of Decision, Long-Term Water Transfers. Bureau of Reclamation, May 2015. [https://www.usbr.gov/mp/nepa/documentShow.cfm?Doc_ID=21522]

Reclamation and SLDMWA, 2015. Long-Term Water Transfers Final Environmental Impact Statement/Environmental Impact Report. Bureau of Reclamation and San Luis and Delta-Mendota Water Authority, March 2015. [https://www.usbr.gov/mp/nepa/documentShow.cfm?Doc_ID=21161]

Reclamation and SLDMWA, 2017. Addendum to Long-Term Water Transfers EIS/EIR. May 2017.

SLDMWA, 2015. Notice of Determination for the Long-Term Water Transfers project. San Luis and Delta-Mendota Water Authority, April 9, 2015. [https://www.usbr.gov/mp/nepa/documentShow.cfm?Doc_ID=21481]

Attachment 2

CONTRA COSTA WATER DISTRICT
Cost Share Agreement for
Los Vaqueros Reservoir Expansion Project Planning

THIS AGREEMENT is made as of September____, 2018 between Contra Costa Water District hereinafter referred to as "CCWD," a County Water District organized and existing under Division 12 of the California Water Code; and

Alameda County Flood Control and Water Conservation District, Zone 7 hereinafter referred to as "Zone 7 Water Agency", a special district organized and existing under Act 20, Section 36 of the Water Code – Uncodified Acts; and

Alameda County Water District hereinafter referred to as "ACWD", a County Water District organized and existing under Division 12 of the California Water Code; and

Bay Area and Water Supply & Conservation Agency hereinafter referred to as "BAWSCA", a public agency organized and existing under Division 31 of the California Water Code; and

The City of Brentwood hereinafter referred to as "Brentwood"; and

Byron Bethany Irrigation District hereinafter referred to as "BBID", a Multicounty Special District organized and existing under Division 11 of the California Water Code; and

East Bay Municipal Utility District hereinafter referred to as "EBMUD", a Municipal Utility District organized and existing under Division 6 of the California Public Utilities Code; and

East Contra Costa Irrigation District hereinafter referred to as "ECCID", an irrigation district organized and existing under Division 11 of the California Water Code; and

Del Puerto Water District hereinafter referred to as "DPWD", a water district organized and existing under Division 13 of the California Water Code; and

Grassland Water District hereinafter referred to as "GWD", a water district organized and existing under Division 13 of the California Water Code; and

San Francisco Public Utilities Commission hereinafter referred to as "SFPUC", a department of the City and County of San Francisco; and

San Luis Water District hereinafter referred to as "SLWD", a water district organized and existing under Division 11 of the California Water Code; and

San Luis & Delta-Mendota Water Authority hereinafter referred to as "SLDMWA", a California joint powers authority operating under and by virtue of Section 6500, et seq., of the California Government Code; and

Santa Clara Valley Water District hereinafter referred to as "SCVWD", an independent special district created by an act of the Legislature of the State of California and Water Code Appendix, Chapter 60; and

Westlands Water District hereinafter referred to as "WWD", a California water district organized and existing under Division 13 of the California Water Code.

Throughout this Agreement, (1) ACWD, BAWSCA, BBID, Brentwood, DPWD, ECCID, EBMUD, GWD, SFPUC, SLDMWA, SLWD, SCVWD, WWD, and Zone 7 Water Agency may be referred to together as Local Agency Partners, and (2) CCWD and the Local Agency Partners may be referred to together as the "Agencies" or "Parties", or individually as a "Party".

RECITALS

WHEREAS, the Local Agency Partners share an interest in providing a reliable, high quality water supply at a reasonable cost while preserving or enhancing the environment; and

WHEREAS, the Local Agency Partners each have different concerns regarding their water supplies, reliability, and water quality for their individual agencies; and

WHEREAS, the original 100,000-acre-foot Los Vaqueros Reservoir was constructed in 1998 to provide drinking water quality improvements and emergency supplies for CCWD's customers; and

WHEREAS, the Phase 1 Los Vaqueros Reservoir Expansion was constructed in 2012 and expanded the capacity of the reservoir to 160,000 acre-feet with the purpose of providing drinking water quality improvements, emergency supplies, and additional water supply reliability benefits for CCWD's customers; and

WHEREAS, in February of 2013, EBMUD approved Principles of Agreement with CCWD for water supply reliability partnership; and

WHEREAS, in February of 2016, EBMUD and CCWD approved Principles of Agreement concerning, among other things, CCWD's potential future use of the Freeport Regional Water Project and EBMUD's potential future use of Los Vaqueros Reservoir; and

WHEREAS, the Local Agency Partners are considering the Phase 2 Los Vaqueros Reservoir Expansion Project (Project) to develop regional water supplies for environmental water management, to improve regional water supply reliability, and to improve regional water quality, while maintaining the existing benefits for CCWD's customers; and

WHEREAS, the Local Agency Partners recognize that the Project may be mutually beneficial for all Parties and may address, in full or in part, each Party's individual concerns regarding water supply, reliability, and water quality; and

WHEREAS, the planning to date for the Project includes, but is not limited to, planning for the construction of an expanded reservoir with a capacity of 275,000 acre-feet, construction of a pipeline between CCWD's Transfer Pump Station and the California Department of Water Resources' California Aqueduct at Bethany Reservoir (the "Transfer-Bethany Pipeline"), upgrades to the existing Transfer Pump Station facilities, and construction of the Neroly High Lift Pump Station; and

WHEREAS, the Local Agency Partners, the California Department of Water Resources, and other federal, state, and local agencies executed a Memorandum of Understanding regarding the CALFED Bay-Delta Program Studies on the Expansion of Los Vaqueros Reservoir in 2001 ("2001 LV MOU"), as amended and extended through December 31, 2018; and

WHEREAS, the United States Department of the Interior, Bureau of Reclamation ("Reclamation") is authorized to complete a Federal Feasibility Report for the Los Vaqueros Reservoir Expansion by the CALFED Bay-Delta Authorization Act (Public Law 108-361) and has received federal appropriations in support of this work in excess of $18 million since 2001; and

WHEREAS, CCWD and Reclamation jointly prepared a Final Environmental Impact Statement/Environmental Impact Report on March 12, 2010 ("Final EIS/EIR") that evaluated the expansion of Los Vaqueros Reservoir in two phases: an initial phase of expansion from 100,000 acre-feet to 160,000 acre-feet and a future phase of expansion from 160,000 acre-feet to 275,000 acre-feet; and

WHEREAS, the 2016 Water Infrastructure Improvements for the Nation ("WIIN") Act authorizes Federal financial participation in State-led surface storage projects such as the Los Vaqueros Reservoir Expansion Project; and

WHEREAS, Reclamation and CCWD executed a Memorandum of Understanding for Completion of Phase 2 of the Los Vaqueros Reservoir Expansion Investigation and Sharing of Costs on December 16, 2015 ("Reclamation-CCWD Cost Share MOU") that allows for in-kind services by Local Agency Partners to be eligible for tracking and reporting as non-federal expenditures that will help Reclamation secure additional federal funds for planning of the Project; and

WHEREAS, all of the Local Agency Partners executed individual cost sharing agreements with CCWD ("Individual Cost Sharing Agreements") to prepare a Draft Federal Feasibility Report in partnership with Reclamation, a Draft Supplement to the Final Environmental Impact Statement/Environmental Impact Report ("Draft Supplement to the Final EIS/EIR"), and a funding application to the California Water Commission for implementation funding under its Water Storage Investment Program ("WSIP); and

WHEREAS, CCWD and certain Local Partners have provided in-kind services and financial support for Project planning efforts to date; and

WHEREAS, through a competitive process CCWD previously selected the Consultant

Team to develop the Draft Supplement to the Final EIS/EIR and the Federal Feasibility Report; and

WHEREAS, on June 30, 2017, CCWD and Reclamation released the Draft Supplement to the 2010 Final EIS/EIR that evaluated the environmental effects of changes in the Project, changes in circumstances, and new information since certification of the Final EIS/EIR; and

WHEREAS, on August 11, 2017, CCWD submitted a funding application for the Project and on July 24, 2018 the California Water Commission determined that the Project was eligible for up to $459 million of funding from the WSIP, including $13.65 million of early funding; and

WHEREAS, the work funded through the Individual Cost Sharing Agreements is nearly complete; and

WHEREAS, on February 2, 2018, Reclamation released the public Draft Federal Feasibility Report; and

WHEREAS, the Local Agency Partners recognize that additional planning activities are required to advance the Project consistent with the requirements of the Water Storage Investment Program (California Water Code §79700-79798); and

WHEREAS, the Local Agency Partners agree that planning of the Project shall be conducted in a manner consistent with the "beneficiaries pay" principle such that future costs will be allocated equitably in accordance with the benefits received if the Project or any part thereof proceeds, and that no Party will be obligated to fund the benefits from the Project or any part thereof provided to other entities.

NOW, THEREFORE, the Parties agree that the above recitals are hereby incorporated into and made a part of this Agreement, and further agree as follows:

1. Purpose. The primary purposes of this Agreement are to provide for cost-sharing of the funding requirements for:

a) the completion of the Final Supplement to the 2010 Final EIS/EIR ("Final Supplement to the Final EIS/EIR");
b) the release of the Final Federal Feasibility Report in partnership with Reclamation;
c) a financial evaluation of the Project for the purpose of the Local Agency Partners' making upcoming decisions regarding their financial commitment to project implementation.
d) the development of a long-term governance structure (currently envisioned as a Joint Powers Authority);
e) initiation of consultations with federal, state, and local entities for Project permits, approvals, certifications, and agreements;
f) conceptual and preliminary design advancement of Project facilities; and
g) any other activities mutually agreed to by the Parties pursuant to and consistent with this Agreement.

This Agreement designates roles and responsibilities as related to the receipt of WSIP early funding.

All work needed for Purposes a, 3b, and c will be completed during the term of this Agreement.

Work to meet Purposes d, e, and f will commence during the term of this Agreement and will continue after the term of this Agreement, provided that new agreements are reached by CCWD and some or all of the Local Agency Partners which contain provisions to continue Work related to Purposes d, e, and f. Consultant Team work and CCWD staff work for these purposes will be partially funded by this Agreement.

A detailed scope of work and budget for activities funded by this Agreement are included in Exhibit A and Exhibit B, respectively, which are attached hereto and incorporated herein as if fully set forth in this Agreement.

2. Obligations and Responsibilities.

2.1 CCWD Responsibilities

a) CCWD will be responsible for planning a Project that is consistent with the principles for participation in the expansion of Los Vaqueros Reservoir and each and every determination and commitment adopted in 2003 by CCWD's Board of Directors in Resolution No. 03-24 and supported in the 2004 advisory vote in favor of expansion by voters within CCWD ("CCWD Board Principles"). Resolution 03-24 and Resolution 03-25 authorizing the advisory vote are shown in Exhibit C and Exhibit D, respectively, which are attached hereto and incorporated herein as if fully set forth.

b) CCWD will work with Reclamation to jointly prepare a Federal Feasibility Report and a Final Supplement to the Final EIS/EIR for the Project, both of which will include an evaluation of Project operations that have been designed to provide benefits to the State and to each of the Local Agency Partners.

c) CCWD will contract with and manage the environmental, legal, permitting, water rights, engineering, operations and financial modeling consultants providing support to the Project ("Consultant Team") for purposes a, b, and c and any other purposes that the Local Agency Partners determine would be beneficial and CCWD is agreeable to perform. CCWD will have authority on consultant procurement including sole source authorization decisions as appropriate for services related to facilities owned and operated by CCWD.

d) CCWD will prepare operations models of the Project. CCWD will

share modeling results with the Local Agency Partners. CCWD will update the operations modeling as needed. Updates to operations modeling may include but are not limited to changes requested by Local Agency Partners, changes in regulations, and changes to the make-up of the Local Agency Partners pursuant to Section 6 or 12 of this Agreement.

e) CCWD will provide relevant excerpts and/or chapters to the Local Agency Partners to facilitate their review of and input on the Final Federal Feasibility Report and the Final Supplement to the Final EIS/EIR per Section 2.4(b) of this Agreement, as those documents are developed, and shall work cooperatively with the Local Agency Partners to incorporate their comments on the Final Federal Feasibility Report and the Final Supplement to the Final EIS/EIR, subject to Section 8 of this Agreement. The full documents are available to review upon the request of any Party.

f) CCWD will maintain the website for the project and will post all relevant public documents on the site.

g) CCWD will provide input and facilitate discussions with the Local Agency Partners regarding the potential future governance structure of the Project.

h) CCWD will initiate discussion and seek to reach agreement on the terms of a Memorandum of Understanding ("MOU") with the Department of Water Resources ("DWR") to develop a series of agreements including but not limited to temporary and long-term easements, conveyance through the State owned facilities, coordinated operations, and potential changes in water rights held by DWR for the State Water Project; and CCWD will execute such MOU if CCWD is able to reach agreement with DWR.

i) CCWD will negotiate the terms of an Early Funding Agreement with the California Water Commission consistent with Section 10 of this Agreement; and CCWD will execute such Early Funding Agreement if CCWD is able to reach agreement with the California Water Commission. CCWD will be responsible for meeting the commitments of the Early Funding Agreement, with the participation and support of the Local Agency Partners as defined in this Agreement.

j) CCWD will initiate discussions with the California Water Commission, California Department of Fish and Wildlife and the California Department of Water Resources to develop long term agreements as required by the WSIP regulations.

2.2 East Bay Municipal Utility District Responsibilities

a) EBMUD will provide input as required for any updated analyses for the Final Supplement to the Final EIS/EIR regarding potential changes in operations along the Mokelumne River and at the Freeport Intake Facility. EBMUD will evaluate changes in benefits and impacts along the Mokelumne River.

b) EBMUD will provide input for the hydraulic assessment of the existing and proposed future CCWD-EBMUD interties.

c) EBMUD will provide information regarding the schedule, cost, engineering, and design of new or upgraded facilities that are proposed such as the relining of the EBMUD Mokelumne Aqueduct No. 2 and the installation of variable frequency drives at the EBMUD Walnut Creek pumping plant.

d) EBMUD will provide input as required for any updated evaluation the feasibility and cost of diverting water at the Freeport Intake for the benefit of the Project.

e) EBMUD will evaluate the feasibility and cost of conveying and treating water from the LVE Project through the EBMUD treatment and distribution system and delivered to other Local Agency Partners as a backup or emergency alternative to normal deliveries.

f) EBMUD will contribute to the development of the financial evaluation of the Project by providing costs estimates for EBMUD's assets contributed to the Project. EBMUD's contributed assets may include but are not limited to: use of Freeport Intake Facility, conveyance through EBMUD's distribution system, treatment of water distributed to other Local Agency Partners through the EBMUD system, water transfers and exchanges with other Local Agency Partners.

g) EBMUD will work with CCWD and other Local Agency Partners to analyze benefits to the Project from using higher quality source water from the Mokelumne River or the Freeport Intake Facility.

h) EBMUD will evaluate and initiate any changes to their water rights, water supply contracts, and any other agreements and permits that may be necessary to participate in the Project and coordinate this effort with other ongoing water rights evaluations led by CCWD as needed for the Project.

2.3 Grassland Water District Responsibilities

a) GWD will continue to provide support for communications with non-governmental organizations, as well as local, state, and federal agencies, legislators, and other stakeholders.

b) GWD will participate in the development of agreements and permits that pertain to providing wildlife refuge benefits.

c) GWD will provide timely input on the operations, needs, and constraints of the wildlife refuges served by GWD.

d) GWD will support the development of funding sources for near-term and long-term refuge water supply benefits.

e) GWD will support the development of wheeling and conveyance agreements as required to deliver water to wildlife refuges.

f) GWD will provide input on the Federal Feasibility Report and the Final Supplement to the Final EIS/EIR to ensure that the description of benefits to wildlife refuges are accurate and consistent with other existing agreements and obligations.

2.4 Responsibilities of the Other Local Agency Partners

a) Local Agency Partners will provide timely input on operations, needs, and constraints for their agencies and on project alternatives in development to CCWD as needed for project planning.

b) Local Agency Partners will review and provide timely feedback on the administrative draft of the Federal Feasibility Report and the Final Supplement to the Final EIS/EIR prior to the public release of these documents to ensure that discussion of Local Agency Partners and project benefits is accurate and appropriate.

c) Local Agency Partners will provide support in communications with non-governmental organizations as well as local, state, and federal agencies.

d) Local Agency Partners will provide financial support as described in Exhibit A and in-kind services to assist in the preparation and review of the Final Supplement to the Final EIS/EIR.

2.5 Joint Responsibilities

a) CCWD and Local Agency Partners will work together to achieve the purposes described in Section 1 of this Agreement, including, subject to Section 9 of this Agreement, jointly defending the Final Supplement to the Final EIS/EIR in the event of litigation.

3. Cost & Payment.

a) Total costs to complete the activities are identified in Exhibit B and the Local Agency Partner's total share of the cost shall not exceed $3,167,786 unless the

Parties agree to amend the budget consistent with Section 17 of this Agreement, in order to comply with requirements for an Early Funding Agreement as provided for in Section 10 of this Agreement, or for any other activities agreed upon among the Parties to this Agreement. The Local Agency Partners' cost share total described herein is exclusive of any joint defense or litigation cost share amounts pursuant to Section 9 of this Agreement.

b) Funds remaining on account from previous Individual Cost Sharing Agreements, if any, will be applied to the total cost of activities shown in Exhibit B.

c) The Parties shall each be invoiced by CCWD for their share of the budgeted costs detailed in Exhibit B.

   i. Fifty percent (50%) of each of the Local Agency Partners' cost share, as shown in Exhibit B, shall be remitted to CCWD as payment within sixty (60) days of execution of this Agreement by each of the Local Agency Partner. An invoice for the remaining fifty percent (50%) of each of the Local Agency Partners' cost share, shall be submitted by CCWD to each of the Local Agency Partners on July 1, 2019 and payment shall be remitted to CCWD within sixty (60) days.

   ii. Funds contributed by the Local Agency Partners shall only be committed by CCWD and expended for all work required to further the purposes set forth in Section 1 of this Agreement, with each Local Agency Partners' share of the expenditures proportional to its share of the total Local Agency Partner funding.

   iii. If funds remain after work under this Agreement is completed, each Local Agency Partner can determine a pro-rata return of its contributed funds or a pro-rata distribution of its contributed funds towards future work consistent with Section 7 of this Agreement.

d) In-kind services may include labor costs and overhead costs for staff who are providing in-kind services for Project activities under this Agreement, including but not limited to data collection, document review, communications, stakeholder outreach, and attending Project meetings. In-kind services will contribute toward the funding match required by the Early Funding Agreement between CCWD and the California Water Commission.

4. Reporting

a) CCWD will act as the fiscal agent and receive funds from the Local Agency Partners, maintain accounting records of expenditures, and prepare quarterly summaries of expenditures and in-kind services from all Parties. CCWD will

provide the summaries to the Parties and Reclamation to document local cost share.

b) Each Local Agency Partner will maintain an accounting of the value of its in-kind services including labor hours and overhead costs reported by all staff members participating in the Project and provide that accounting to CCWD within sixty (60) days following the completion of each quarter. The accounting will include sufficient detail for CCWD to provide this information to Reclamation and the California Water Commission, together with CCWD staff costs and Consultant Team costs as compiled by CCWD to document local cost share.

c) If CCWD executes an Early Funding Agreement with the California Water Commission as described in Section 10 of this Agreement, the value of the in-kind services may be used as the non-State funding match, or may be eligible for reimbursement from the California Water Commission.

5. Term. This Agreement is effective as of the date first written above and shall terminate on the earlier of the completion of the work contemplated herein or December 31, 2019, unless the term is modified consistent with Section 17 of this Agreement.

6. Withdrawal. Any Party may withdraw from this Agreement upon thirty (30) days written notice to the other Parties. In the event a Party chooses to withdraw prior to the completion of work or prior to the termination of this Agreement, the Party will forego the funds contributed, and the value of in-kind services provided, and shall not be reimbursed in any manner. Failure or refusal by any Party to enter into a joint defense and litigation cost-sharing agreement pursuant to Section 9 of this Agreement shall be considered to be a voluntary withdrawal pursuant to this Section 6. If a Party withdraws, the Project benefits assigned to the withdrawn Party may be re-distributed among the remaining Local Agency Partners. If additional capacity remains, CCWD and the Local Agency Partners will determine whether or not an additional Local Agency Partner is added as described in Section 12 of this Agreement.

7. Return of Contribution. Pursuant to Section 3 of this Agreement, contributed funds remaining upon termination pursuant to Section 5 of this Agreement, each Party shall request either a return of funds or allocate funds towards future work on the Project on a pro rata basis proportional to each Party's total contribution. No contributed funds, or value of in-kind services, shall be returned to any Party or Parties who withdraw from this Agreement pursuant to Section 6 of this Agreement, nor shall contributed funds or value for in-kind services be returned to any Party or Parties who cease participation in the Project due to their failure or refusal to enter into a joint defense and cost-sharing agreement pursuant to Section 9 of this Agreement.

8. California Environmental Quality Act/National Environmental Policy Act. CCWD and Reclamation will complete the Final Supplement to the Final EIS/EIR for the Project, and then CCWD will provide the Final Supplement to the Final EIS/EIR to the Local Agency Partners.

The Parties recognize that CCWD has not decided whether or on what conditions to approve the Project, and the Parties intend that this Agreement in no way affects the independent judgment to be exercised and findings required to be made by CCWD under CEQA or Reclamation under NEPA in the event the Project is approved and implemented. CCWD and Reclamation retain full authority to make the final determination of what is to be included in such documents.

Each Local Partner Agency, according to its own judgment, may take any additional actions pursuant to federal or state resource protection laws that it determines are required for its continued participation in the Project.

9. Joint Defense. Notwithstanding anything in this Agreement to the contrary, each of the Local Agency Partners expressly agrees and acknowledges that as a condition of continued participation in the Project, it will share CCWD's cost of the defense of the Final Supplement to the Final EIS/EIR and Project from any claim or litigation filed in any court of law pursuant to the California Environmental Quality Act, the National Environmental Policy Act, and any other applicable federal or state law ("CEQA/NEPA Litigation"). Each of the Local Agency Partners agrees and acknowledges that to continue their participation in the Project after any CEQA/NEPA Litigation has been filed in any court, they will enter into a separate joint defense and litigation cost sharing agreement within thirty (30) days of receiving any claim or legal challenge which shall account for the necessary scope of work and anticipated budget pertaining to any such defense and specify the respective responsibilities of the Parties to such agreement, including cost-sharing. Nothing in this Agreement requires any of the Local Agency Partners to enter such a joint defense and litigation cost sharing agreement. If a Local Agency Partner decides not to enter into such an agreement, that Agency shall be withdrawn from this Agreement pursuant to Section 6 of this Agreement.

10. California Water Commission Early Funding Agreement. Early funding, equal to fifty percent of the estimated total planning and permitting costs, was requested from the California Water Commission, and was approved on July 24, 2018 in an amount of $13.65 million. The Early Funding Agreement may require a funding match from non-State entities. At a reasonable time prior to CCWD executing an Early Funding Agreement with the California Water Commission, the Parties will meet to discuss the terms and obligations of the proposed early funding.

11. Federal Funding. The 2019 federal Omnibus Appropriations bill is expected to allocate additional funding to Reclamation for Reclamation or State-led water storage projects, as authorized in Section 4007 of the 2016 WIIN Act. The Parties are seeking $10,000,000 in new WIIN Act funding for design and pre-construction activities and initial demonstration of wildlife refuge benefits. If federal funding for the Project is appropriated by Congress, Reclamation would receive the requested funding and the funds would support Reclamation's consultant team and the federal permitting process. Some portion of the federal funds may be directly applied to the scope of work contained in Exhibit A. The federal funds could be credited towards any non-state cost share that may be required in the Early Funding Agreement as described in Section 10 of this Agreement.

12. Adding New Partners. Prior to the Parties' consideration of the addition of a new Local Agency Partner, the identity of the potential new Local Agency Partner and a description

of the benefits that the potential new Local Agency Partner seeks to obtain must be presented to the CCWD Board of Directors for the Board of Directors' determination whether the addition of the potential new Local Agency Partner would be consistent with the CCWD Board Principles described in Section 2.1(a) of this Agreement, above. If the CCWD Board of Directors determines that the addition of the potential new Local Agency Partner is consistent with the CCWD Board Principles described in Section 2.1(a) of this Agreement, the potential new Local Agency Partner will be presented to all signatory Parties to this Agreement for their approval. The unanimous written agreement of all signatory Parties to this Agreement is required to add a new Local Agency Partner.

13. Indemnity. In performance of this Agreement, each Party and its agents, employees, and contractors shall act in an independent capacity and not as officers, employees, or agents of any other Party. Except as otherwise declared herein, no Party assumes any liability for the activities of any other Party in performance of this Agreement. Each Party is responsible in proportion to its fault for liability, including but not limited to personal injury or property damage that may arise out of this Agreement, except to the extent such injury, damage, or loss was caused by the negligence or willful misconduct of any other Party, or its Directors, officers, agents, or employees. Each Party expressly agrees to defend, indemnify, and hold harmless any other Party and its Directors, officers, agents and employees from and against any and all loss, liability, expense, claims, suits, and damages, including attorneys' fees, arising out of or resulting from the first Party's, its Directors', officers', agents', and employees' negligent acts, errors or omissions, or willful misconduct, in its performance under this Agreement.

Each Party shall be responsible for any adverse impacts to its own customers that may result from the operation or performance of this Agreement, except as arising out of or resulting from the negligent acts, errors or omissions, or willful misconduct of any other Party, its Directors', officers, agents, and employees.

Each Party shall exercise reasonable care in the performance of its obligations and rights under this Agreement to ensure that each Party's facilities and operations, including water rights, entitlements, and contracts are not impaired or damaged.

14. Dispute Resolution. Should any dispute arise concerning any provisions of this Agreement or breach thereof, or the Parties' rights and obligations thereunder, the disputing Parties shall meet and confer in an attempt to resolve the dispute. Prior to commencing legal action, the Party or Parties asserting a breach or dispute shall provide to the other Party or Parties thirty (30) days written notice of the intent to take such action and the basis of the dispute or alleged breach. Within fifteen (15) days of delivery of the notice, the Parties shall meet and confer in an attempt to resolve the contested issues. Each Party will designate a member of that Party's executive management to conduct the negotiation in good faith.

The Parties shall make good faith efforts to resolve all disputes related to this Agreement at the lowest possible cost, subject to the approval of the Parties' respective governing bodies. Each Party shall bear its own attorneys' fees and costs in all aspects of dispute resolution. Unless the Parties agree upon an alternative forum of dispute resolution, any litigation concerning claims and disputes related to this Agreement shall be filed in and timely prosecuted to conclusion in the Superior Court in and for Contra Costa County, and each Party hereby waives its right to move

to change venue.

15. Governing Law. This Agreement, its construction, and all work performed under it shall be governed by the laws of the State of California, without giving effect to conflict of law provisions. Venue shall be in the Contra Costa County Superior Court, unless otherwise agreed to by the Parties to the dispute or pursuant to California Code of Civil Procedure section 394.

16. Severability. If any provision of this Agreement, or the application thereof, is held invalid or unenforceable by a court of competent jurisdiction, all other provisions of this Agreement, and application thereof, shall remain valid and enforceable and will be construed in such a manner so as to affect the original intent of the Parties to the maximum extent possible.

17. Amendment. No amendment of this Agreement shall be valid unless made in writing and signed by the Parties.

18. Third Party Beneficiaries. Nothing in this Agreement, express or implied, is intended to or shall confer upon any Person other than the Parties and their respective successors and permitted assigns any legal or equitable right, benefit or remedy of any nature under or by reason of this Agreement.

19. Entire Agreement. This Agreement, together with the attachments hereto, constitutes the complete agreement between the Parties and supersedes any prior written or oral communications between the Parties.

20. Successors and Assigns. This Agreement and all of its provisions shall apply to and bind the successors and assigns of each and every Party to this Agreement.

21. Counterpart Signatures. This Agreement may be executed in counterparts each of which shall be deemed to be an original but all of which taken together shall constitute one and the same Agreement.

22. Notices. Any notice under this Agreement may be sent by electronic mail, USPS mail, or overnight mail to the designated persons identified below.

23. Waiver. No waiver of any kind pursuant to this Agreement will constitute a continuing waiver unless so stated in a writing signed by the waiving Party.

24. Confidentiality.

a) In connection with CCWD's preparation of the Final Supplement to the Final EIS/EIR, the Parties may share confidential and or privileged information that may be properly withheld from disclosure pursuant to the California Evidence Code and/or the California Public Records Act, including shared data, opinions, legal opinions, preliminary drafts, notes, interagency or intra-agency communications, attorney work products, documents or correspondence subject to attorney-client privilege, and documents or correspondence subject to the deliberative process privilege or the official information privilege.

i) The Parties shall clearly designate confidential documents and information as "confidential".

ii) A Party's disclosure of confidential information to another Party or Parties shall not constitute a waiver of an applicable privilege or CPRA exemption.

iii) The Parties agree to promptly notify the other Parties of any California Public Records Act request, demand by subpoena, discovery request, or any other formal or informal request for disclosure of any confidential information provided by any Party to this Agreement.

iv) A disclosing Party shall be provided sufficient notice in order that it may consider and take any actions, including seeking a protective order, to prevent the disclosure of its confidential information disclosed pursuant to this Agreement. So long as sufficient notice is provided, the Party or Parties receiving a California Public Records Act request, demand by subpoena, discovery request, or any other formal or informal request for disclosure of any confidential information provided by any Party to this Agreement shall have no liability to a disclosing Party relative to any lawful disclosure of confidential information disclosed pursuant to this Agreement.

v) Nothing in this Section 24 shall prevent a Party from disclosing its own confidential information or from disclosing information that is otherwise available in the public domain.

vi) If a Party withdraws from this Agreement, the withdrawing Party shall be obligated to continue to protect the confidentiality of all confidential information disclosed pursuant to this Agreement as though such Party continued to be a party to this Agreement. Notwithstanding the foregoing, a withdrawn Party shall be entitled to use factual, legal and analytical information contained in any confidential information for its own purposes, provided that in so doing it does not disclose the confidential information to any non-Party to this Agreement without the prior written consent of the disclosing Party or Parties that hold any rights, or privileges with respect to the confidential information.

Robert Shaver, General Manager
Alameda County Water District

Nicole Sandkulla, CEO / General Manager
Bay Area Water Supply and Conservation Agency

Rick Gilmore, General Manager
Byron Bethany Irrigation District

Gustavo "Gus" Vina, City Manager
City of Brentwood

Jerry Brown, General Manager
Contra Costa Water District

Anthea G. Hansen, General Manager
Del Puerto Water District

Alexander R. Coate, General Manager
East Bay Municipal Utility District

Patricia A. Corey, General Manager
East Contra Costa Irrigation District

Ric Ortega, General Manager
Grassland Water District

Michael Carlin, Deputy General Manager
San Francisco Public Utilities Commission

Frances Mizuno, Interim General Manager
San Luis & Delta-Mendota Water Authority

Lon Martin, General Manager
San Luis Water District

Norma J. Camacho, Chief Executive Officer
Santa Clara Valley Water District

Thomas W. Birmingham, General Manager
Westlands Water District

Valerie Pryor, General Manager
Zone 7 Water Agency

Attachment 3

Summary of Draft Cost Share Calculation

19-Oct-18

Actual Costs to Date (August 15, 2017 - September 30, 2018)[1]

	Expended	CWC Reimbursement of Expenditures (50%)
Consultant/Legal Cost	$497,663	
Reclamation Cost (labor and services)[2]	$1,051,100	
CCWD in-kind services (labor)	$942,525	
LAP in-kind services (labor)	$176,241	
Total	**$2,667,529**	**$1,333,764**

Projected Total Costs for term covered by Multi-party Agreement (October 1, 2018 - December 30, 2019)

	Total Projected Cost	CWC Reimbursement of Projected Costs (50%)
Consultant/Legal Cost	$6,980,500	
Reclamation Cost (labor and services)	$910,000	
CCWD in-kind services (labor)	$3,488,000	
LAP in-kind services (labor) [3,4]	$244,900	
Total	**$11,623,400**	**$5,811,700**

Projected Total Costs for Multi-party Agreement (October 1, 2018 - December 30, 2019)

	Amount
Total Projected Costs	$11,623,400
less Reclamation Cost	-$910,000
less CCWD in-kind services (portion)[5]	-$490,000
less LAP in-kind services	-$244,900
less CWC Invoice #1 payment	-$1,333,764
less projected CWC Invoice payments	-$5,811,700
Total	**$2,833,036**

Projected Individual Agency Costs for Multi-party Agreement (varied by total number of agencies assumed to be participating)

	Total for Each LAP[6]	50% Invoice #1 (ASAP after execution)	50% Invoice #2 (July 1, 2019)
Equal Share Per Agency (14 Agencies)[7]	202,360	$101,180	$101,180
Equal Share Per Agency (13 Agencies)[8]	**217,926**	**$108,963**	**$108,963**
Equal Share per Agency (12 Agencies)	236,086	$118,043	$118,043
Equal Share per Agency (11 Agencies)	257,549	$128,774	$128,774
Equal Share per Agency (10 Agencies)	283,304	$141,652	$141,652

Notes:

1 - August 15, 2017 is earliest possible date for reimbursement by CWC under Early Funding Agreement between CCWD and CWC as specified in CWC WSIP Regulations.

2 - Actual Recalamation costs are shown through June 30, 2018. Acutal costs from July 1 - September 30, 2018 are not yet available and estimated in projected costs through December 21, 2019.

3 - Assumes Projected LAP staff cost is equal to 7% of CCWD staff costs

4 - GWD assumed to provide in-kind services only. Remainder of the development costs associated with refuge benefit provided by CWC early funding agreement and Reclamation through the 2015 Cost share MOU between Reclamation and CCWD

5 - Assumes a portion of CCWD in-kind services (labor) for project development that is not reimbursed by CWC Early Funding Agreement is funded by CCWD.

6 - Amount of financial contribution for each agency are assumed to be equal shares and are dependent on the total number of agencies participating in the Multi-party Agreement. Financial contributions provide contributions towards consultant and legal costs.

7 - A maximum of 14 agencies are assumed to be participating in the Multi-party Agreement (includes CCWD and a total of 13 Local Agency Partners)

8 - For planning purposes the Multi-party Agreement currently assumes a total of 13 agencies are providing financial contributions in the Multi-party agreement.

Attachment 3A

Projected Costs by Individual Agency for Multi-party Agreement (assuming total of 14 agencies participating)

	ACWD	BAWSCA	BBID	Brentwood	CCWD	DPWD	EBMUD	ECCID	SCVWD	SFPUC	SLDMWA	SLWD	WWD	Zone7	Total
Invoice #1 (ASAP)	$101,180	$101,180	$101,180	$101,180	$101,180	$101,180	$101,180	$101,180	$101,180	$101,180	$101,180	$101,180	$101,180	$101,180	$1,416,518
Invoice #2 (Jul 1, 2019)	$101,180	$101,180	$101,180	$101,180	$101,180	$101,180	$101,180	$101,180	$101,180	$101,180	$101,180	$101,180	$101,180	$101,180	$1,416,518
Total	$202,360	$202,360	$202,360	$202,360	$202,360	$202,360	$202,360	$202,360	$202,360	$202,360	$202,360	$202,360	$202,360	$202,360	$2,833,036

Attachment 4

Contra Costa Water District Proposed Usage Fees
Draft: October 5, 2018

A usage fee will be included in the reimbursements to the Contra Costa Water District (CCWD) for the use of CCWD's existing facilities as part of the Phase 2 Los Vaqueros Reservoir Expansion Project (Project). The usage fee to be collected by CCWD is intended to recover three components of CCWD's costs: capacity usage, renewal/replacement, and operations/maintenance.

Capacity Usage Fee

Excess or unused capacity in CCWD's existing facilities will be utilized to convey water to the Local Agency Partners according to the Project's operational rules and priorities. CCWD has developed a "rental" model in past agreements where the capacity usage fee is determined by dividing the interest on the debt service by annual deliveries to develop a cost per acre-foot. The principal amount of the debt service is not included in the calculation of the capacity usage fee as the renter is not receiving the same priority and benefits that the owner of the facility enjoys. The capacity usage fee in this instance is not conveying ownership. The draft capacity usage fees for conveyance facilities are provided in Table 1.

Table 1 – Conveyance Capacity Usage Fees

Conveyance Facility	Original Cost, less Grants	Capacity (cfs)	Debt Service Interest[2] ($/yr)	Capacity Usage Fee[3] ($/AF)
Los Vaqueros Pipeline	$48,519,455	400	$1,307,800	$14.11
Middle River Pipeline	$40,963,850	250	$1,104,145	$19.06
Middle River Intake	$24,736,150	250	$666,742	$11.51
Old River Pipeline	$38,293,849	320	$1,032,178	$13.92
Old River Intake	$30,497,364	250	$822,030	$14.19
Rock Slough Facilities[1]	$117,170,377	350	$3,158,226	$38.95
Transfer Pipeline	$23,998,870	200	$646,869	$13.96
Transfer Pump Station/Tank	$17,281,844	200	$465,817	$10.05

1. Rock Slough Facilities include the Rock Slough Fish Screen, Canal Replacement Project (4 miles), Contra Costa Canal (3 miles), and Pumping Plants 1 – 4.
2. Facilities are at various stages of debt service. The interest payment is assumed to be equal to the interest only portion of the debt service at year 15 of a 30-year loan at 4%.
3. The capacity usage fee was determined per acre-feet of water delivered by applying an overall facility utilization factor of 32%, based on operations modeling results.

The Project includes the expansion of the Los Vaqueros Reservoir from its current capacity of 160 thousand acre-feet (TAF) to 275 TAF. The costs to expand the dam would be fully paid by the Project beneficiaries. The existing reservoir will serve as the foundation to the expanded reservoir and previous CCWD investment and existing dam facilities will provide benefits to the Project. The determination of the capacity usage fee for the existing Los Vaqueros Dam follows the same methodology as the conveyance facilities (debt service interest); however, an adjustment factor is proposed to recognize that CCWD's storage capacity is not directly used or impacted by the new storage. The usage fee would be applied each year water is stored in the expanded reservoir. An alternative to a volumetric usage fee for storage would be an annual fixed payment to CCWD,

which could be considered in future negotiations. The draft capacity usage fees for the existing Los Vaqueros Dam facilities are provided in Table 2.

Table 2 – Storage Capacity Usage Fees

Facility	Original Cost ($)	Debt Service Interest[2] ($/yr)	Full Usage Fee ($/AF/yr)	Pro-Rated Usage Fee[3] ($/AF/yr)
Los Vaqueros Dam Facilities[1]	$385,635,618	10,394,475	$64.97	$37.80

1. Includes the original 100 TAF dam and expansion to 160 TAF.
2. Facilities are at various stages of debt service. The interest payment is assumed to be equal to the interest only portion of the debt service at year 15 of a 30-year loan at 4%.
3. Pro-rated usage fee was assumed to be 58% of the Full Usage fee based on the proportion of CCWD's capacity (160 TAF) to the expanded reservoir capacity (275 TAF).

Renewal/Replacement (Wear & Tear) Usage Fee

The additional use of CCWD's facilities will incrementally increase the renewal and replacement costs, as pumps, motors, and other facilities will require more frequent rehabilitation than would have been required absent the Project. The costs for the increased rehabilitation needs and replacement for conveyance facilities (intakes, pump stations, pipelines) is proposed to be recovered through a wear and tear usage fee. The wear and tear usage fee is determined by dividing the annual depreciation of the facility by the annual deliveries to determine a per acre-foot charge. Annual depreciation is based on the current replacement cost. CCWD will also seek the ability to review the wear and tear charge periodically with Local Agency Partners, or upon significant facility rehabilitation, to ensure that the charge is appropriately recovering the cost of incremental wear and tear. Local Agency Partners would not be responsible for any additional renewal/replacement costs (including facility replacement) beyond the renewal/replacement usage fee. The draft renewal/replacement usage fees are provided in Table 3.

Table 3 – Renewal/Replacement Usage Fee

Conveyance	Replacement Cost	Assumed Useful Life	Capacity	R/R Usage Fee, $/AF
Los Vaqueros Pipeline	$89,043,961	75	400	$12.81
Middle River Pipeline	$69,462,174	75	250	$15.99
Middle River Intake	$41,499,765	50	250	$14.33
Old River Pipeline	$70,277,707	75	320	$12.64
Old River Intake	$55,969,428	50	250	$19.33
Rock Slough Facilities[1]	$299,055,398	75	350	$49.18
Transfer Pipeline	$44,043,250	75	200	$12.67
Transfer Pump Station and Tank	$31,716,017	40	200	$17.11

1. Rock Slough Facilities exclude Pumping Plant 1, as this is a modified facility and R/R for PP1 is included elsewhere in the financial model.
2. The usage fee was determined per acre-feet of water delivered by applying an overall facility utilization factor of 33%, based on operations modeling results.

Operations and Maintenance

The District incurs both fixed and variable costs in operating and maintaining the existing facilities. Some examples of fixed O&M costs include valve exercising, preventative maintenance, labor, agency fees, and biological monitoring. These fixed costs do not change significantly in response to varying water deliveries. Fixed O&M costs for the existing facilities are proposed to be allocated to the Local Agency Partners based on the average historical modeled deliveries, as established in the Proforma financial model. For example, the Local Agency Partners receive approximately 33% of the water delivered through the facilities and would be allocated 33% of the fixed O&M costs associated with those facilities. The fixed O&M is currently estimated to be $3.2 million per year. The proportion allocated for reimbursement is 33% of this amount, or $1.05 million.

Power is the primary variable O&M cost, and the additional power costs associated with pumping of water for Project beneficiaries would be passed on directly to the Local Agency Partners. Current estimates of power costs for the existing facilities are shown in Table 4.

Table 4 – Variable Power Costs

Facility	Estimated Power Cost ($/AF)
Middle River Intake	$46.70
Old River Intake	$38.20
Rock Slough Facilities	$22.70
Transfer Pump Station	$70.00

Attachment 5

EAST BAY MUNICIPAL UTILITY DISTRICT

DATE: October 18, 2018

MEMO TO: Maureen Martin, Contra Costa Water District

FROM: Alice Towey, East Bay Municipal Utility District

SUBJECT: EBMUD Usage Fee Calculation for Los Vaqueros Reservoir Expansion Project

INTRODUCTION

EBMUD is evaluating participation in the Los Vaqueros Reservoir Expansion Project. One option for EBMUD participation would be to use available capacity in its facilities, including the Freeport Facilities and the Mokelumne Aqueducts, to wheel water to the Los Vaqueros Reservoir on behalf of other Project Partners. To help with discussions related to cost, EBMUD has prepared this first draft, preliminary usage fee to reflect the costs associated with wheeling water through its facilities. This usage fee has been incorporated into the proforma financial model developed by Clean Energy Capital. It should be noted that this usage fee is approximate, preliminary, and is subject to further refinement by EBMUD.

The purpose of this memorandum is to document the assumptions underlying the preliminary usage fee and to present some of the potential restrictions on use of EBMUD facilities by other Project Partners.

EBMUD FACILITIES

Figure 1 shows the EBMUD facilities that could be used to wheel water to the Los Vaqueros Reservoir. EBMUD facilities include the Freeport Regional Water Project (FRWP), the Folsom South Canal Connection (FSCC), the Mokelumne Aqueducts, and the EBMUD-CCWD raw water intertie. CCWD or other Project Partners could use these facilities to wheel water supplies including CVP supplies or transfer water.

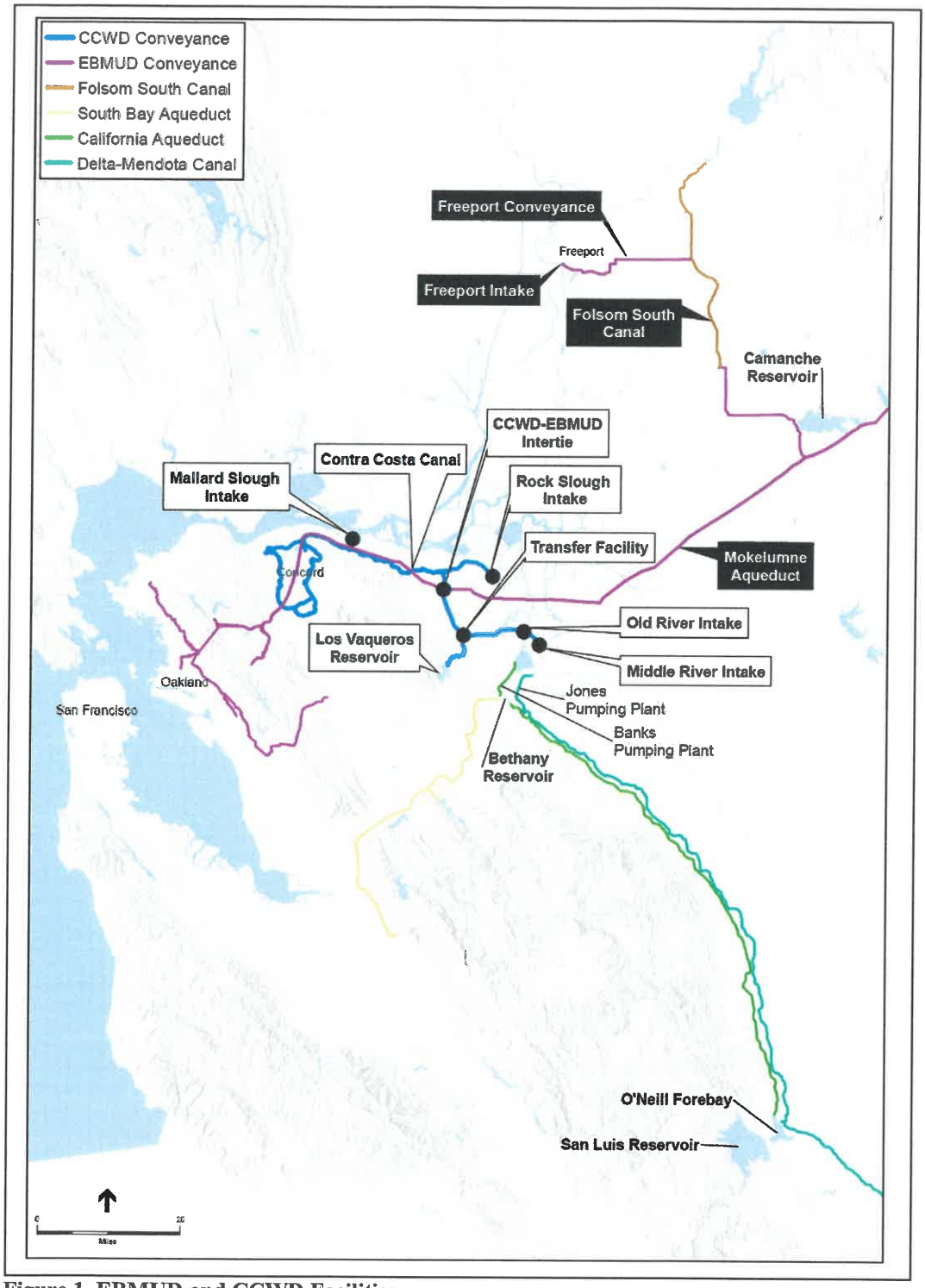

Figure 1. EBMUD and CCWD Facilities

EBMUD USAGE FEE CALCULATION

Table 1 summarizes the components of the preliminary EBMUD Usage Fee. These components include a facility use charge, costs for conveyance, and Freeport start-up and shutdown. Cost per

acre-foot (AF) for the Mokelumne Aqueduct Relining project and Walnut Creek Pumping Plant (WCPP) Variable Frequency Drive (VFD) project are also included. Following are more details on each component.

Facility Use Charge

The facility use charge is based on proportionate use of facility capacity and annual depreciation. The costs in the usage fee are based on a tech memo prepared in 2013 as part of the Bay Area Regional Desalination Project, "Annual Fixed Cost Estimate for Wheeling Desalination Water Using EBMUD's System."

Conveyance

The conveyance costs included in the table are provided as an estimate; normally EBMUD would bill the recipient of the water based on actual time, materials, and other costs. This component includes costs associated with physically moving the water from FRWP to the Los Vaqueros Reservoir. Costs for operations of FRWA and the FSCC are based on actual 2014-2015 operating costs. Raw water pumping costs at the Walnut Creek Pumping Plant are estimates. The cost to refill EBMUD's Briones Reservoir following completion of the transfer is also included; typically Briones storage is depleted to meet EBMUD demands while Mokelumne Aqueduct No. 2 is dedicated to the wheeling operation.

Freeport Start-up and Shutdown

There are considerable costs associated with start-up and shutdown of the Freeport Facilities; for the purposes of this Usage Fee calculation, EBMUD assumed a $750,000 cost for each use of these facilities, based on real costs in 2014-2015. The start-up and shutdown costs are incurred each time the facilities are placed into service, regardless of the duration of use of the facilities. Costs include draining, chlorinating, and refilling the pipeline and startup and testing of pump stations.

The $750,000 cost was converted to a $/AF value by examining the CalSIM modeling results from CCWD. Over the 82-year hydrologic record, the CalSIM results show fifteen periods of time when EBMUD's Freeport facilities would be used for one or more contiguous years. For each period, it was assumed that the Freeport facilities would be started up and shutdown once, and that the cost of startup and shutdown would be shared evenly by each agency moving water that period. For each contiguous period, the $750,000 startup cost was divided by the volume conveyed during that period to determine a cost per AF for that period. Then, the results of all fifteen periods were averaged, and the median and mean were used to provide the range of costs per AF that are included in Table 1.

Mokelumne Aqueduct Relining

EBMUD would use its Mokelumne Aqueduct No. 2 to convey Mokelumne River water to the Los Vaqueros Reservoir. However, studies conducted by EBMUD have shown that this Aqueduct is in need of extensive maintenance. EBMUD has determined that a planned maintenance project – the Mokelumne Aqueduct Relining Project – would contribute to the overall reliability of the Project by ensuring that there is hydraulic capacity to convey the water to

the reservoir and by reducing the risk of aqueduct failure. This maintenance project will preserve the integrity of the pipe and restore its hydraulic capacity.

EBMUD has developed a planning level cost estimate for the Relining Project. For the purposes of the LVE project, only the length of pipe from EBMUD's Pardee Reservoir to the CCWD intertie is considered here, although EBMUD plans to reline the pipe all the way to the WCPP, as well as portions of Mokelumne Aqueduct No. 3. The approximate cost to reline this 40 mile length of pipeline is estimated to be $130 million. CCWD's application for grant funding through the Water Storage Improvement Program (WSIP) included $18.06 million for this project, but for the purposes of this preliminary usage fee calculation the WSIP funding is not considered.

EBMUD followed a "rental" model similar to that used by CCWD to develop a per-AF unit cost for this project. The capacity usage fee for this project was calculated by dividing the interest on debt service (based on year fifteen of a 30-year loan at 4% interest) by the aqueduct capacity, assumed here to be 100 MGD.

Additional use of EBMUD's facilities will also incrementally increase the renewal and replacement costs. EBMUD accounted for increased wear and tear on the Mokelumne Aqueduct No. 2 by dividing the annual depreciation of the facility (based on the $130 million cost of the relining project) by the aqueduct capacity.

Walnut Creek Pumping Plant VFD Project

Wheeling water for the Project Partners as currently envisioned would require EBMUD to make upgrades at its WCPP, particularly the installation of VFDs to balance flows coming in with system demands. EBMUD has developed a conceptual cost estimate of $40 million for this project. The WSIP funding application included $5.6 million for this project, but for the purposes of this preliminary usage fee the grant funding is not considered.

Unlike the Mokelumne Aqueduct Relining Project, EBMUD is only implementing this capital project if it participates in the Los Vaqueros Reservoir Expansion Project. Therefore, EBMUD used a different methodology for calculating costs.

The cost per AF was developed by dividing the annual interest on debt service, plus half of the principal, by the aqueduct capacity of 100 MGD. Only 50% of the principal is charged, to reflect the fact that EBMUD would derive benefits from the project outside of participation in Los Vaqueros.

AVAILABILITY OF EBMUD FACILITIES TO WHEEL WATER

There are operational limitations on when EBMUD could wheel water for the Project, as EBMUD would need to ensure availability of the Mokelumne Aqueducts to meet its own ongoing operational needs. During the summer, EBMUD generally requires the full use of the Mokelumne Aqueducts to meet customer demands. EBMUD's Mokelumne Aqueduct No. 2 may be available during wet years in the months of October through February for use to move water for the project partners. Availability of the Mokelumne Aqueduct to wheel water for other

agencies may be affected by future changes in hydrology, customer needs, and regulatory requirements. In addition, for the next twenty years, there are planned maintenance activities during this four-month window that may periodically make the Mokelumne Aqueducts unavailable. Therefore, Mokelumne Aqueduct No. 2 is only available on a case-by-case, or year-by-year, basis.

In addition, the use of EBMUD facilities to wheel water for other agencies would be guided by the "Principles for Use by Other Parties of Unassigned EBMUD Capacity in Freeport Regional Water Project Facilities," adopted by EBMUD's Board of Directors on January 10, 2017 (see Attachment 1). These Principles set out EBMUD's objectives for the facilities and conditions for use. Use of the facilities must not interfere with EBMUD or Sacramento County Water Agency's use of the facilities. The Principles also emphasize the need for project proponents to demonstrate good conservation practices.

Table 1. EBMUD USAGE FEES

Includes Freeport Facilities, Mokelumne Aqueducts, Intertie

October 18, 2018

Component	Cost/AF[1]	Notes
Facility Use Charge	$120	Use charge is based on proportinate use of the facility capacity and annual depreciation of facility. Rehab or financing costs for Freeport Facilities are not included since the facilities are fairly new.
Conveyance[2]	$306	Includes FRWA operations, FSCC, SMUD mitigation, chemicals, full cost of labor, Briones refill, Walnut Creek pumping, ODCs. Aqueducts or intertie costs are not included.
Freeport Start-up and Shutdown[2][3]	$12-$52	Based on 2014 actual costs for Freeport startup and shutdown and CCWD CalSIM modeling results.
Mokelumne Aqueduct Relining[4]	$44	
Walnut Creek Pumping Plant VFD Project[5]	$14	
Total	**$496-$536**	

Notes:

1 Costs are estimates and subject to change.

2 This is a cost estimate. In most cases, EBMUD would bill the party for costs based on actual time, materials, and other costs.

3 Based on 2014 Freeport project operation cost, 2016 depreciation rates, and Regional Desalination wheeling cost estimates.

4 Cost includes payment of interest on debt service and depreciation divided by aqueduct capacity.

5 Cost includes payment of interest on debt service and half of principal divided by aqueduct capacity.

Attachment 1
"Principles for Use by Other Parties of Unassigned EBMUD Capacity in Freeport Regional Water Project Facilities"

TEMPERANCE FLAT

MOA GROUP

Location: Yosemite Falls Cafe
4278 W. Ashlan Ave.
Fresno, CA93722
(559) 275-6060

Date: October 31, 2018

AGENDA

1.	Call to Order: Changes, Additions or Deletions to Agenda.	Fukuda
2.	Temperance Flat Reservoir Joint Powers Authority • Temperance Flat Reservoir JPA Status Update • JPA Logistics • JPA Bylaws • Initial JPA Projects	Payne, Fukuda
3.	California Water Commission • CWC Draft Transition Requirements • Quarterly Reporting • Early funding status	Fukuda, Collup
4.	Bureau of Reclamation • Federal Feasibility Report Update • MOU Cost Sharing Partner • WIIN Act Request Update	Fukuda, Payne
5.	Temperance Flat MOU Group – Update on modeling efforts	Collup, Fukuda
6.	Other Items of Interest	

9/21/2018 Meeting Notes

Agenda:

1. Call to Order: The Meeting was called to order, and the agenda was distributed at 8:30 AM at the Yosemite Falls Cafe
2. Temperance Flat Reservoir Joint Power Authority
    a. Mr. Payne and Mr. Fukuda Opening Remarks: Discussions with the San Joaquin Valley Water Infrastructure Authority (SJVWIA) have taken place whereby they are looking to transition the representation of the Temperance Flat WSIP application with the CWC to another JPA. There is an urgency to establish the new Temperance Flat JPA to fill the role that the SJVWIA is currently filling with the CWC. The current draft JPA was based on the original concepts of the MOA and is intended to be the initial formation documents, subject to changes in the future as new members and the project progresses. The plan is for the FWA to seek Board approval at their September 27th Board Meeting and shortly after, the Exchange Contractors would approve the JPA in the first week of October, therefore making the JPA effective.
        i. All parties recognize that the goal is to have five agencies signed on to the JPA immediately, however, due to logistics such as the timing of gaining approval of the SLDMWA group, this is not realistic. To keep the process moving and fill the representation gaps, getting the JPA active with two members is the logical process.
    b. Mr. Davis provided a review of the Draft JPA with the following discussion:
        i. Section 2.5 - We need to select an agency with the broadest powers. It was decided that Friant Water Authority was the best option given they hold the power of an irrigation district. The group agreed to put FWA in the document under Section 2.5.
        ii. Section 4.3.2 - There was a discussion regarding the ability to have a manager represent an agency on the Board. The FWA intent was to have directors as the representatives, given the initial actions of the JPA will be of a policy nature. The City of Fresno does present a problem, given their structure and Director Obanion expressed the wish to have as much flexibility as possible and to allow for the reduction in the number of meetings that directors must attend. The group, including Director Upton, felt that we should let each agency to pick their representatives and allow for flexibility.
        iii. The group discussed the initial contribution to the JPA and agreed that $15,000 was appropriate. The City of Fresno indicated they must have a budget number to get approved by the city council.
        iv. The initial withdrawal process was established at 180 days, and the group decided that a 60 day period was more appropriate.
    c. Mr. Payne reiterated the plan moving forward: Intent is to receive a few more comments (City of Fresno and Westlands) and to incorporate them into the JPA with the understanding that they are not significant changes to the JPA. Friant will present the JPA to the FWA Board next Thursday for CEO to sign by the time the second authority is ready to sign. Exchange Contractors will take to Board first week of October. Comments will be exchanged via email, and if comments come in that are significant, it will require a conference call.

d. Mr. Davis presented the draft Bylaws and submitted comments and changes made by the agencies. There were no further questions or comments, and the Draft Bylaws will be introduced to the JPA when the time is appropriate.

3. California Water Commission
    a. Mr. Fukuda reported on a recent meeting of the California Water Commission. He stated that the CWC would be looking at establishing some guidelines regarding how to distribute unused funds if the situation arises. He also reported that he introduced himself to the CWC Executive Director and the Project Manager for the WSIP program and they are awaiting our transition from the SJVWIA.
    b. Mr. Fukuda reported that the CWC had supplied their initial requirements to transition from the SJVWIA, which included 1) a letter from the SJVWIA stating that they approve of the transfer to the Temperance Flat JPA, 2) the JPA documents and resolutions, and 3) a letter from the Temperance Flat JPA stating that they accept the role of the applicant in the WSIP process.
    c. Mr. Fukuda reported that quarterly reporting will be required in the WSIP program and that the initial quarterly report due in October is meant to be a very detail look back and into the future for the project. Because of our transition, the intent is to request that the initial detailed quarterly report is postponed until the first quarter of 2019.
    d. Mr. Fukuda updated the group on early funding, indicating that the CWC did not approve early funding to the Temperance Flat project
    e. Mr. Fukuda and Mr. Collup reported that Mario Santoyo had initiated a process via the Governor's Office to request the CWC to reconsider early funding. Upon the recommendation of Mr. Fukuda and Mr. Collup, Mr. Santoyo opted not to pursue this effort.
4. Bureau of Reclamation
    a. Mr. Payne provided an update on the Federal Feasibility report, indicating that a draft copy was being offered for review by agencies. The review is confidential but would allow agencies to determine if there are any fatal flaws before it is approved and moved forward to the Commissioner. He stated that there were some concerns surrounding the Bureau providing language that would commit Fresno ID to an exchange program with water on the Kings River.
    b. Mr. Fukuda and Mr. Payne reported that the SJVWIA is currently acting as the MOU Cost Sharing partner with the Bureau on the Federal Feasibility Report, however after the report is complete, the MOU partnership will conclude. The Bureau has been adamant that they are going to need to identify a JPA cost-sharing partner immediately after the Feasibility Report is complete to keep the project on track.
    c. Mr. Fukuda and Mr. Payne reported that WIIN Act request of $20 million was made by the Bureau for preconstruction activities. Again, it was said that it is critical to establish the JPA because the $20 million requires a cost-sharing partner.
5. Temperance Flat MOU Group
    a. Mr. Collup reported on the activities of the MOU Group, which included ongoing modeling efforts for Temperance Flat. Many of the eastside contractors had provided storage amounts, and modeling efforts. The westside modeling efforts are expected to be completed soon, and they will have a better idea of the storage and operation of Temperance Flat.

Attendees:

- Daniel Errotabere - Westlands WD
- Aaron Fukuda - FWA/Tulare ID
- James O'Banion - CCID
- Steve Collup - FWA/AEWSD
- Mike Carbajal - City of Fresno
- Frances Mizuno - SLDMWA
- Kole Upton - FWA
- Jeff Payne - FWA
- Russ Freeman - Westlands WD

Action Items:

TEMPERANCE FLAT RESERVOIR AUTHORITY
JOINT EXERCISE OF POWERS AGREEMENT

This Joint Exercise of Powers Agreement ("**Agreement**") is entered into by the parties on the attached Exhibit A, which are referred to in this Agreement individually as a "**Member**" and collectively as the "**Members**."

RECITALS

A. Each of the Members is a public agency organized and operating under the laws of the State of California.

B. California Government Code sections 6500 – 6599.3 (the "**Joint Exercise of Powers Act**" or "**Act**") provides that two or more public agencies may by agreement jointly exercise any power common to the contracting parties.

C. The Members desire by this Agreement to establish an independent special agency known as the Temperance Flat Reservoir Authority ("**Authority**"), that will have as its mission, to promote, develop, design, permit, finance, acquire, construct, manage, maintain, and operate a dam and reservoir at Temperance Flat and related facilities.

D. The Members each possess the powers to promote, develop, design, permit, finance, acquire, construct, manage, maintain and operate water storage and related infrastructure projects.

E. The Members each desire to exercise those powers as provided in this Agreement.

AGREEMENT

NOW, THEREFORE, in consideration of the mutual promises, covenants, and conditions set forth in this Agreement, the Members agree as follows:

I. DEFINITIONS

As used in this Agreement, the following words and phrase will have the meaning set forth in this article:

1.1 **Agreement**: This Joint Exercise of Powers Agreement as it currently exists or as it may be amended or revised from time to time.

1.2 **Authority**: The legal entity established by this Agreement to be known as the Temperance Flat Reservoir Authority.

1.3 **Board of Directors or Board**: The governing body of the Authority as established in Article IV of this Agreement.

1.4 **Bylaws**: Additional requirements to those contained in the Agreement related to the construction of the Temperance Flat Reservoir; emphasizing delegations of authority, decision-making; membership types; budgeting; and cost management.

1.5 **Central Valley Project or CVP**: The federal reclamation project operated by Reclamation pursuant to federal reclamation law (Act of June 17, 1902 (32 Stat. 388)) and acts amendatory or supplementary thereto.

1.6 **Exchange Contract**: Second Amended Contract for Exchange of Waters (I1r-1144) dated December 6, 1967.

1.7 **Member**: An eligible public agency that is a signatory to this Agreement.

1.8 **Non-Member Participating Party**: An agency or entity that is not an Authority Member, but is deemed eligible by the Authority to participate by contract in certain elements of the Project. The Bylaws may provide for additional requirements for such Non-Members.

1.9 **Project**: The promotion, development, design, permitting, financing, acquisition, construction, management, and operation of a dam and reservoir and related facilities at Temperance Flat to be carried out pursuant to this Agreement.

1.10 **Purchase Contract**: Contract for Purchase of Miller & Lux Water Rights- July 27, 1939.

1.11 **Reclamation**: The United States Department of Interior, Bureau of Reclamation.

1.12 **State Water Project or SWP**: The state water facilities defined in California Water Code section 12934(d).

1.13 **Upstream Power Agreements**: Certain contracts between Miller and Lux Inc. and Southern California Edison Company, Limited and its predecessors in interest of dates: August 17, 1906, and supplemental contract of the same date; June 14, 1909; February 21, 1916; October 3, 1916; August 16, 1918; April 27, 1920; November 2, 1922; February 11, 1924; October 7, 1924; December 3, 1925; April 25, 1928; July 19, 1933; November 25, 1936; June 30, 1949; April 9, 1953; and May 1, 1957, and certain contracts between Miller and Lux Inc. and the San Joaquin light and power Corporation, and its predecessors in interest, of dates: June 14, 1909, and September 16, 1919.

II. GENERAL PROVISIONS REGARDING THE CREATION, TERM, PURPOSES, AND POWERS OF THE AUTHORITY

2.1 Creation: Pursuant to the Act a public entity is created to be known as the Temperance Flat Reservoir Authority, which will be a public agency that is separate from the Members.

2.2 Term: This Agreement will become effective on the first day of the month after the Friant Water Authority and at least one other of the initial public agencies listed on Exhibit A execute this Agreement. The Agreement will remain in effect until terminated pursuant to the provisions of Article VII [Termination].

2.3 Purposes: The purpose of this Agreement is to establish an independent joint powers authority ("**JPA**") to exercise powers common to the Members to~~, among other things,~~ effectively plan ~~promote, develop, design, permit, finance, acquire, construct, manage, maintain, and operate~~ the Temperance Flat Reservoir and its related facilities, including any related facilities for recreation and hydro-electric power generation, which will include promotion, development and preliminary design work.

2.4 Powers: The Authority will have the power to pursue the purposes described above and to perform all acts necessary for the exercise of such powers, including, but not limited to, the ability to:

2.4.1 make and enter into contracts necessary for the full exercise of its powers;

2.3.1. perform studies, environmental review, engineering and design, and if appropriate, permitting, construction of water storage facilities, and related conjunctive management;

2.4.2 contract for the services of engineers, attorneys, scientists, planners, financial consultants, and other professionals or to employ such professionals as it deems necessary;

2.4.3 acquire, hold, lease and dispose of any property;

2.4.4 apply for, accept, and receive permits, licenses from any federal, state or local public agency;

2.4.5 apply for, accept, and receive federal, state or local grants, loans, or other aid from any agency of the United States, the state or other public or private entities;

2.4.6 receive gifts, contributions and donations of property, funds, services and other forms of assistance from persons, firms, corporations and any governmental entity;

2.4.7 issue revenue bonds and other forms of indebtedness to the extent, and on the terms, provided by the Act;

2.4.8 incur debts, liabilities, and obligations;

2.4.9 sue and be sued in its own name;

2.4.10 adopt Bylaws, rules, regulations, and procedures, governing the operation of the Authority;

2.4.11 perform all acts necessary or proper to carry out fully the purposes of this Agreement; and

2.4.12 exercise any independent or supplementary powers of a joint powers agency, as provided by the Act or other law.

2.5 Manner of Exercise of Powers: To the extent not specifically provided for in this Agreement or the Act, the Authority will exercise its powers subject to the restrictions upon the manner of exercising the powers under the laws applicable to the Friant Water Authority, which in accordance with California Government Code section 6509 exercises its powers in the manner specified in the Irrigation District Law, Division 11 of the California Water Code, commencing at Section 20500.

2.6 No Implied Effect on Rights: Except as expressly provided in this Agreement, nothing in this Agreement may be construed as affecting the rights or obligations of the Members, including but not limited to any rights or obligations pursuant to contracts for delivery of water from the

CVP or SWP, the Exchange Contract, the Purchase Contract, or Upstream Power Agreements.

III. AUTHORITY MEMBERSHIP

3.1 Generally: Authority membership is comprised of public agencies (as defined in Section 6500 of the Act) that are authorized to be Members, including under California Water Code section 79759(a) and (b) if funds are allocated to the Project under Chapter 8 of Division 26.7 of the Water Code beginning at section 79700, and are signatories to this Agreement.

3.2 Bureau of Reclamation: The Authority may enter into a contract or other arrangement with Reclamation to carry out the purposes of this Agreement.

3.3 Department of Water Resources: If the Authority receives funding for the Project under Chapter 8 of Division 26.7 of the California Water Code beginning at section 79700, the California Department of Water Resources ("**DWR**") will be an ex officio Member of the Authority as provided in Water Code section 79759(b), but in accordance with that provision will have no control with respect to the governance, management, or operation of the Project.

3.4 Addition of Members: Entities authorized by law to participate in a JPA may subsequently become Members upon the unanimous vote of all Members and the new Member's execution of this Agreement, as it may be amended. An entity requesting to become a Member must provide certification of compliance with the membership requirements of this Agreement and the Bylaws. The entity requesting to become a Member may represent a group of other entities. Terms and conditions for a new Member's participation in the Authority, if any, will be set forth in an amendment to this Agreement or in the Bylaws. Such terms and conditions must be consistent with this Agreement and any contracts, resolutions, or indentures of the Authority then in effect.

3.5 Non-Membership Participation Types: The Board may approve the creation of different types of non-membership participation that may include governmental agencies, public agencies, or private entities, with respect to the funding and financing of the different elements of the Project. The creation of any additional non-membership participation types will be defined in the Bylaws. Participation by such Non-Member Participating Parties will be upon the affirmative vote of at least seventy-five percent (75%) of the total number of Members.

IV. GOVERNANCE AND INTERNAL ORGANIZATION

4.1 Board of Directors: The governing body of the Authority is a Board of Directors ("**Board**") that will conduct all business on behalf of the Authority consistent with this Agreement and applicable law. The Board consists of one representative of each Member. To remain in an active status, each Member having representation on the Board must be in "Good Standing" as defined in the Bylaws.

4.2 Exercise of Authority: All the power and authority of the Authority will be exercised by the Board subject to the rights reserved by the Members as set forth in this Agreement; provided, however, that the Board may delegate such powers and authority to the Chair or Chief Executive Officer as the Board may determine by motion, resolution or ordinance. The Board may also appoint and delegate such powers and authority to such committees as the Board may determine by motion, resolution or ordinance.

4.3 Directors and Alternates:

4.3.1 Each Member must appoint a Director to the Board. Each Member must also appoint at least one Alternate Director to the Board. The role of the Alternate Director will be to assume the duties of a Member's Director in case of the absence or unavailability of such Director.

4.3.2 The Directors and Alternate Directors must be directors or members of the governing body of the Member agency, or employees of the Member he or she represents.

4.3.3 Directors and Alternates both serve at the pleasure of the governing body of their respective Member agency. Authority Member agencies must communicate their initial Director and Alternate selections, and any subsequent changes in representatives, to the Authority in writing and include a certified copy of the resolution of the governing body, minutes of the relevant meeting, or other formal documentation evidencing the appointment.

4.3.4 Should a Director who is also an officer of the Board not be in attendance at a meeting, the Member's Alternate Director may not assume the duties of such officer. Should the Chair be absent, the Vice Chair will assume the Chair's responsibilities until the Chair is present, and if both are absent the Board may appoint a temporary Chair.

4.3.5 A Director and Alternate Director office will be declared vacant if the person serving dies, resigns, the Member for which the Director or Alternate Director serves withdraws from this Agreement, the membership of the Member for which the Director or Alternate Director serves is terminated, or whenever, at the discretion of the particular Member, the Director or Alternative Director is incapable of serving. Upon the Director office becoming vacant, the Alternate Director, if the office is not vacant, will serve as Director, until the Member appoints a new Director or Alternate, as applicable.

4.4 Meetings: The Board must hold at least one regular meeting per year, and may hold regular or special meetings at more frequent intervals. All meetings of the Board will be called, held, noticed, and conducted subject to the provisions of the Ralph M. Brown Act (California Government Code sections 54950 and following).

4.5 Quorum: A majority of the total number of Directors will constitute a quorum.

4.6 Voting:

4.6.1 Each Member agency is only entitled to have one vote, either by its Director or the Alternate, at a meeting of the Board.

4.7 Officers: The officers of the Authority will be a Chair, Vice Chair, Treasurer, and Secretary.

4.7.1 Chair; Vice Chair. The Board will select, from among the Directors, a Chair, who will be the presiding officer for all Board meetings, and a Vice Chair, who will preside in the absence of the Chair.

4.7.2 Treasurer. The Board, or its designated representative, will contract either with an independent certified public accountant or the treasurer, chief financial officer, or

other employee of any Member, to serve as Treasurer of the Authority. The Treasurer will be the depository of and have custody of funds, subject to the requirements of California Government Code sections 6505-6505.6. The Treasurer will have custody of all money of the Authority from whatever source and will perform the duties specified in Government Code section 6505.5. The Treasurer will be bound in accordance with Government Code section 6505.1 and will pay demands against the Authority that have been approved by the Board.

4.7.3 Secretary. The Board will also select a Secretary, who will be responsible for keeping the minutes of all meetings of the Board and all other official records of the Authority. The Board may combine the positions of Secretary and Treasurer.

4.7.4 The Bylaws may further address the duties, responsibilities and administrative requirements for the respective officers.

4.7.5 Chief Executive Officer. The Board may appoint a Chief Executive Officer or assign staff of one or more Members to conduct the business of the Authority in accordance with the policies of the Board; provided that no Member's staff will be so assigned without the consent of that Member. The Chief Executive Officer will serve at the pleasure of the Board and may be an employee or a contractor of the Authority.

4.7.6 General Counsel. The Board may retain general counsel, who reports to the Board and serves at the pleasure of the Board.

4.7.7 Staff. The Authority may employ such full-time and part-time employees and independent contractors as may be necessary from time to time to accomplish the purposes of the Authority.

4.8 Bylaws: At, or as soon as practical after, the first meeting of the Board of Directors, the Board will approve the Bylaws of the Authority to govern the day-to-day operations of the Authority. The Board may adopt such other policies, rules and regulations for the conduct of its affairs as may be necessary for the purposes of this Agreement in a manner consistent with this Agreement and the Bylaws.

4.9 Liability of Authority, Officers, and Employees: The Directors, officers, and any employees of the Authority must use ordinary care and reasonable diligence in the exercise of their powers and in the performance of their duties pursuant to this Agreement. No Director, officer, employee or agent will be responsible for any act or omission by another Director, officer, employee, or agent. As further set forth in Section 5.10, the Authority will indemnify, defend, and hold harmless the individual Directors, officers, employees, and agents of the Authority for any action taken within the course and scope of their duties while acting on behalf of the Authority pursuant to this Agreement. The Authority may purchase such insurance as the Board may deem appropriate for this purpose. Nothing in this section may be construed to limit the defenses available under the law, to the Members, the Authority, or its Directors, officers, employees, or agents.

V. FINANCIAL PROVISIONS

5.1 Fiscal year: The fiscal year will be July 1 through June 31, unless the Directors decide otherwise, and will also apply to any Project Agreements unless the parties to such Project Agreement decide otherwise.

5.2 Depository: All funds of the Authority will be held in separate accounts in the name of the Authority and not commingled with the funds of any Member or any other person or entity. Regular reports will be made as directed by the Board, but at least quarterly, to the Board of all receipts and disbursements. The books and records will be open to inspection by the Board and individual Directors upon reasonable notice.

5.3 Budgets: A draft budget will be prepared for the Member agencies to review at least 45 days before the beginning of the Authority's next fiscal year. The Board will approve the budget no later than 15 days before the beginning of the fiscal year. The budget must include:

5.3.1 General and administrative costs for the general operation and administration of the Authority. These costs do not include any costs incurred by the Authority directly as a result of a specific Project Agreement as described in Article VI.

5.3.2 Project specific costs will be fully described and specified in a Project Agreement. The Board will ensure that all costs incurred by the Authority directly relating to any specific project will be paid only by the parties to the Project Agreement and will not be paid for by the Authority as general and administrative costs. The Bylaws may include additional requirements and criteria for such costs.

5.4 Initial Contributions: Upon formation of the Authority, each initial Member will make an admission contribution of $15,000 for the purpose of funding anticipated operation and administrative expenses for the initial six months or more of operation of the Authority until a budget for the first full fiscal year is approved.

5.5 Recovery of General and Administrative Costs:

5.5.1 The Board may assess each Member for the general and administrative costs to operate the Authority. Payments of public funds may be made to defray the costs incurred in carrying out such purposes, and advances of funds may be made for use in doing so, to be repaid as provided in this Agreement. Personnel, equipment or property of one or more of the Members may be used in lieu of other contributions or advances, upon Board approval, and will be treated as a contribution from that Member.

5.5.2 General and administrative costs incurred by the Authority in carrying out its purposes, as described in Section 5.3.1, will be shared by the Members as determined by the Board.

5.5.3 The Authority will periodically, as necessary, issue an invoice to each Member reflecting the expenses attributable to that Member in accordance with this Agreement or the applicable Project Agreement, respectively. The Authority must receive payment within 60 days of the date listed on the invoice. Delinquent sums will bear interest at a rate established in the Bylaws, which may include additional requirements.

5.5.4 Upon request of any Member, the Authority will produce and allow the inspection of all documents relating to the computation of expenses attributable to the Members under this Agreement. If a Member does not agree with the amount listed on the invoice, it must make full payment and provide a cover letter accompanying payment to the Authority specifying the amount in dispute and providing a detailed explanation

of the basis for the dispute. The Authority will advise the disputing Member of the Authority's determination within 30 business days.

5.6 Recovery of Project Agreement Costs: Each Project Agreement will specify the requirements for recovery of costs.

5.7 Auditor; Audit: An auditor will be chosen annually by, and serve at the pleasure of, the Board. The auditor will make an annual audit of the accounts and records of the Authority. A report will be filed as a public record with the auditor of the county where the Authority is domiciled, consistent with Section 6505 of the Act, and with each agency or entity that is a Member, and to any public agency or person in California that submits a written request to the Authority.

5.8 Bonds: The Board may, from time to time, designate the officers or other persons who have charge of, handle, or have access to any property of the Authority and will require such officers or persons to file an official bond, at the Authority's expense, in an amount to be fixed by the Board.

5.9 No Authority Member Liability: As provided by California Government Code section 6508.1, the debts, liabilities, and obligations of the Authority will be the debts, liabilities, and obligations of the Authority only, and not of the individual Members.

5.10 Indemnity: Funds of the Authority may be used to defend, indemnify and hold harmless the Authority, each Member, each Director, and any officers, agents and employees of the Authority for their actions taken within the course and scope of their duties while acting on behalf of the Authority, including pursuant to a Project Agreement . Other than for gross negligence or intentional acts, the Authority will indemnify and hold harmless each Member, its officers, agents and employees from and against all claims, demands, or liability, including legal costs, arising out of or are encountered in connection with this Agreement and the activities conducted in performance of this Agreement and will defend each of them against any claim, cause of action, liability, or damage resulting therefrom. The Directors, officers, employees, agents and volunteers of the Authority will be entitled to defense and indemnification by the Authority as provided under California Government Code Title 1, Division 3.6, Part 2, Chapter 1, Article 4 (commencing with Section 825) and Title 1, Division 3.6, part 7 (commencing with section 995). The indemnification and hold harmless provisions of this section apply in lieu of the right of contribution provisions at Government Code Sections 895-895.8. The provisions of California Civil Code section 2778 regarding the interpretation of indemnity provisions are made a part of this Agreement.

VI. PROJECT AGREEMENTS

6.1 General: The Authority intends to carry out many of the purposes of this Agreement through projects that are consistent with the purposes of the Authority as described in this Agreement. Funding and participation in certain projects undertaken by the Authority will be governed by a "**Project Agreement**". The Authority may undertake all or any portion of each project on its own or it may enter into agreements with the State of California, the United States, or any other public or private entity.

6.2 Parties to Agreement: Prior to undertaking a project, the Members and any Non-Member Participating Parties electing to participate in the project must enter into a Project Agreement. No Member will be required to be involved in a Project Agreement.

6.3 Project Agreement: All assets, rights, benefits, and obligations attributable to the project will be assets, rights, benefits, and obligations of those Members and Non-Member Participating Parties that have entered into the Project Agreement. Any debts, liabilities, obligations or indebtedness incurred by the Authority in regard to a particular project will be the debts, liabilities, obligations, and indebtedness of the Members and Non-Member Participating Parties who have executed the respective Project Agreement and will not be the debts, liabilities, obligations or indebtedness of the Members and Non-Member Participating Parties that have not executed the Project Agreement, nor of the Authority. The Bylaws may provide additional requirements regarding the implementation of each Project Agreement.

VII. TERMINATION, WITHDRAWAL, AND SUSPENSION

7.1 Termination:

7.1.1 Automatic Termination. Within twelve months of the effective date of this Agreement under Section 2.2, the Authority will adopt by unanimous vote ~~Members will attempt to reach an agreement on~~ operating principles of the Project. If operating principles are not adopted ~~If~~ within that twelve month period~~agreement on such operating principles is not reached by the Members or the time period to reach an agreement under this Section is not extended by an amendment to this Agreement~~, then this Agreement will automatically terminate at the expiration of such twelve-month period.

7.1.2 Mutual Termination. This Agreement may be terminated by the mutual agreement of at least seventy-five percent (75%) of the total number of the boards or governing bodies of the Member agencies in writing.

7.1.3 Termination of a Member by the Authority. This Agreement may be terminated with respect to any Member upon the affirmative vote of all Directors less one. Prior to any vote to terminate this Agreement with respect to a Member, written notice of the proposed termination and the reason(s) for such termination will be presented at a regular Board meeting with opportunity for discussion. The Member subject to possible termination will have the opportunity at the next following regular Board meeting to respond to any reasons and allegations that may be cited as a basis for termination prior to a vote. If a Member is terminated, that Member will be responsible for its proportionate share of any costs incurred by the Authority up to the date of termination.

7.2 Member Voluntary Withdrawal from Authority: Any Member may unilaterally withdraw from the Authority by giving at least 60 days' written notice of its election to do so, which notice will be given to the Authority and each Member~~; provided that such withdrawal does not in any way impair any contracts or obligations of the Authority then in effect~~.

7.2.1 T~~t~~he withdrawing Member shall only be responsible for and ~~must~~ pay its proportionate share of: (1) general and administrative costs, described in Section 5.5, budgeted, ~~and~~ approved, and expended at least 14 days prior to the ~~effective~~ date on which the notice was given, ~~of withdrawal~~ and (2) any costs incurred under a multi-year contract entered into by the Authority at least 14 days prior to the date on which the notice was given. ~~while it was a member unless the remaining Members agree to assume the withdrawing Member's obligations. The withdrawing Member will also be responsible for its share of any claims, demands, damages, or liability arising from this Agreement through the date of withdrawal.~~ The costs shall be paid within 30 day of the Authority completed an accounting of costs due.

7.2.2 The withdrawing Member obligation for costs incurred or rights to money held by the Authority for a project shall be determined by the terms and conditions of the Project Agreement under Article VI~~With respect to a particular project, and subject to the terms of the applicable Project Agreement, the withdrawing Member will be responsible for its share of all costs, expenses, advances, contractual obligations, and other obligations, including bonds, notes or other indebtedness issued by the Authority while such withdrawing entity was a party to a Project Agreement. The remaining parties to a Project Agreement will have the option of discontinuing a project and/or acquiring the interests of the withdrawing party, as may be more particularly described in the Project Agreement. If the remaining Members to a Project Agreement under Article VI decide to terminate the Project Agreement, any remaining funds will be allocated pursuant to the terms of the Project Agreement and the costs will be allocated to all parties as described in the Project Agreement, including the withdrawing party~~.

~~7.2~~7.3 Withdrawal by Operation of Law: Should the participation of any Member be decided by the courts to be illegal or in excess of that Member's authority or in conflict with any law, such Member must withdraw no later than the date such determination becomes final and must pay its proportionate share of the matters set forth in Section 7.2.1.

~~7.3~~7.4 Disposition of Assets Upon Termination: Upon termination of this Agreement, any surplus money or assets in the possession of the Authority for use under this Agreement, after payment of liabilities, costs, expenses and charges incurred under this Agreement, will be returned to the then-existing Members in proportion to the total contributions made by each Member. The Board of Directors will first offer the properties, works, rights and interests of the Authority for sale to Members. If such sale is not consummated or only partially consummated, the Board of Directors will offer to sell the properties, works, rights and interests of the Authority to any public utility, governmental agency, or other entity or entities for good and adequate consideration. The Authority will have the power to consummate such sales and the net proceeds from the sales will be distributed among the Members in proportion to their total contributions.

VIII. MISCELLANEOUS PROVISIONS

8.1 Amendment of Agreement: This Agreement may be amended only by the unanimous vote of all of the Member agencies. The Authority will provide notice to all Members of amendments to this Agreement, including the effective date of such amendments. .

8.2 Adoption and Amendment of Bylaws: The Bylaws may be adopted or amended only by the unanimous vote of the total number of Directors. The Authority will provide notice to all Members of amendments to the Bylaws, which includes the effective date of such amendments.

8.3 Assignment: Except as otherwise expressed in this Agreement, the rights and duties of the Members may not be assigned or delegated without the advance written consent of all the other Members, and any attempt to assign or delegate such rights or duties in contravention of this section will be null and void. This Agreement inures to the benefit of, and is binding upon, the successors and assigns of the Members. This section does not prohibit a Member from entering into an independent agreement with another agency, person or entity regarding the funding or financing of that Member's contributions to the Authority, or the disposition of the proceeds which that Member receives under this Agreement, so long as

the independent agreement does not affect or purport to affect, the rights and duties of the Authority or the Members under this Agreement.

8.4 Severability: If one or more clauses, sentences, paragraphs or provisions of this Agreement is be held to be unlawful, invalid or unenforceable, the remainder of the Agreement will not be affected. Such clauses, sentences, paragraphs or provisions will be deemed reformed so as to be lawful, valid, and enforced to the maximum extent possible.

8.5 Complete Agreement; Counterparts: This Agreement constitutes the entire agreement between the Members with respect to the subject matter of the Agreement. This Agreement may be executed in any number of counterparts and upon execution by all Members, each executed counterpart will have the same force and effect as an original instrument and as if all Members had signed the same instrument. Any signature page of this Agreement may be detached from any counterpart of this Agreement without impairing the legal effect of any signatures thereon, and may be attached to another counterpart of this Agreement identical in form but have attached to it one or more signature pages. Facsimile and electronic signatures will be deemed valid and binding.

8.6 Authority Members to be Served Notice: Any notice authorized to be given pursuant to this Agreement will be validly given if served in writing either personally, by facsimile, by deposit in the United States mail, first class postage prepaid with return receipt requested, or by a recognized courier service. Notices given (i) personally or by courier service will be conclusively deemed received at the time of delivery and receipt; (ii) by mail will be conclusively deemed given 48 hours after the deposit thereof if the sender returns the receipt; and (iii) by facsimile, upon receipt by sender of an acknowledgment or transmission report generated by the machine from which the facsimile was sent indicating that the facsimile was sent in its entirety and received at the recipient's facsimile number. All Notices will be sent to the addresses listed in Exhibit A to this Agreement.

8.7 Dispute Resolution: Any dispute between or among the Members arising out of this Agreement that cannot be resolved following written notice to the Member or Members of the basis of the dispute and the proposed resolution and a reasonable opportunity for such Member or Members to cure or remedy the dispute, will be submitted to mediation. The mediator will be selected by mutual agreement. If the matter cannot be resolved through mediation, or the Members cannot agree upon a mediator, then the matter will be submitted to arbitration in accordance with the provisions of the California Arbitration Act (California Code of Civil Procedure section 1280 and following).

THE UNDERSIGNED AUTHORIZED REPRESENTATIVES of the Members have executed this Agreement as of the date shown below:

[Signatures on the following pages]

CITY OF FRESNO

By:_____ Date:_____

Name:_____

Title:_____

FRIANT WATER AUTHORITY

By:_____ Date:_____

Name:_____

Title:_____

SAN JOAQUIN RIVER EXCHANGE CONTRACTORS WATER AUTHORITY

By:_____ Date:_____

Name:_____

Title:_____

SAN LUIS & DELTA MENDOTA WATER AUTHORITY

By:_____ Date:_____

Name:_____

Title:_____

WESTLANDS WATER DISTRICT

By:_____ Date:_____

Name:_____

Title:_____

GOVERNING BOARD

COUNTIES
TULARE COUNTY
SUPERVISOR STEVE WORTHLEY, *President*
FRESNO COUNTY
SUPERVISOR BUDDY MENDES, *Vice President*
MADERA COUNTY
SUPERVISOR DAVID ROGERS, *Director*
MERCED COUNTY
SUPERVISOR JERRY O'BANION, *Director*
KINGS COUNTY
SUPERVISOR DOUG VERBOON, *Director*

CITIES
MAYOR LEE BRAND, *Director*
CITY OF FRESNO

DISADVANTAGED COMMUNITIES
MAYOR VICTOR LOPEZ, *Director*
CITY OF ORANGE COVE
MAYOR ALVARO PRECIADO, *Director*
CITY OF AVENAL

WATER AGENCIES
STEVE CHEDESTER, *Director*
SAN JOAQUIN RIVER EXCHANGE CONTRACTORS WATER AUTHORITY
CANNON MICHAEL, *Director*
SAN LUIS & DELTA-MENDOTA WATER AUTHORITY
JASON PHILLIPS, *Director*
FRIANT WATER AUTHORITY

MEMBER AT LARGE
ROBERT SILVA, *Director*

EXECUTIVE DIRECTOR
MARIO SANTOYO
TELEPHONE
(559) 779-7595
E-MAIL AND WEBSITE
Msantoyo@sjvwia.org
www.builditemperanceflat.com

2800 Burrel Avenue, Visalia, California 93291
www.tularecounty.ca.gov

October 19, 2018

BY ELECTRONIC MAIL

Mr. Aaron Fakuda
Chairman
Temperance Flat Reservoir MOA Group
Tulare Irrigation District
6826 Avenue 240
Tulare, California 93274

Dear Mr. Fakuda:

During its meeting on October 12, 2018, the San Joaquin Valley Water Infrastructure Authority's Board of Directors adopted the attached Resolution No. 2018-1. This resolution reflects the long-standing intent of our board to re-assign the SJVWIA's California Water Commission Water Storage Investment Program (WSIP) application and associated funding for the Temperance Flat Reservoir project to the water users driven joint powers authority that we understand is nearing its State registration.

I wish to make clear that this is merely an initial step, a reflection of the SJVWIA board's intent to reassign our Authority's Temperance Flat Reservoir project interests to this project's stakeholders and beneficiaries. This action is consistent with the SJVWIA's mission to help initiate Temperance Flat's development with regional support from the five counties and other local agencies within our membership. It is our expectation that the water agency stakeholders and beneficiaries will steer this project to a successful completion.

Our unanimously-adopted resolution establishes the SJVWIA's intent to transfer our WSIP application for State of California funding available through the Water Quality, Supply, and Infrastructure Improvement Act of 2014, or other similar State of California and federal statutes or programs.

In taking this action, it is the intent of SJVWIA to work closely with the Board of the new JPA based upon the following steps:

1. Official recognition and certification by the State of California and Secretary of State's office of the new joint powers agency.

2. One or more meetings will then be held by Board members on the SJVWIA's Transition Committee and Board members who are designated by the new JPA. All potential issues that the parties identify or may wish to consider are to be discussed and satisfactorily resolved and agreed upon.
3. Counsel for the SJVWIA will capture the agreed-upon intent of the parties' negotiators in the language to be contained in a formal and detailed transfer agreement.
4. The Boards of Directors of the SJVWIA and the new JPA will then each consider and take necessary action to adopt and execute the agreement.
5. Following signing of appropriate documents by the parties, the SJVWIA staff will immediately notify the California Water Commission, the U.S. Bureau of Reclamation and any and all other state, federal, regional and local agencies as necessary.

Despite all the challenges we've faced, SJVWIA member agencies and directors are delighted to have had the opportunity to provide the regional push necessary to launch the Temperance Flat project. The SJVWIA looks forward to continuing to work with all of you and plans to be an active participant on the new JPA's board. If you have any concerns or questions, please contact me to discuss them.

Sincerely,

Steve Worthley
President

This communication, including any attachments or embedded links, is for the sole use of the intended recipient(s) and may contain information that is confidential or legally protected. If you are not the intended recipient, you are hereby notified that any review, disclosure, copying, dissemination, distribution or use of this communication is strictly prohibited. If you have received this communication in error, please do not download any attachments or embedded links, notify the sender immediately by return e-mail message or call, and delete the original and all copies of the communication from your system. Thank you for your anticipated cooperation.

RESOLUTION NO. 2018-1

WHEREAS, the San Joaquin Valley Water Infrastructure Authority (SJVWIA) is comprised of representatives from Merced, Madera, Fresno, Kings and Tulare counties; the Cities of Avenal, Orange Cove and Fresno (on behalf of other cities and communities within these counties); the San Joaquin River Exchange Contractors Water Authority; the San Luis & Delta-Mendota Water Authority; the Friant Water Authority; and the Region at Large; and

WHEREAS, the SJVWIA was established to advance regional collaboration in water infrastructure development in the San Joaquin Valley, including serving as the applicant for State of California funding available through the Water Quality, Supply, and Infrastructure Improvement Act of 2014, or other similar State of California and Federal statutes or programs; and

WHEREAS, the SJVWIA in collaboration with its member agencies applied for and received approval for funding from the California Water Commission and State of California Water Storage Investment Program (WSIP) for the proposed Temperance Flat Reservoir Project on the San Joaquin River to provide additional water supplies to a wide variety of potential water users, improve statewide water system operational flexibility, and produce numerous public benefits; and

WHEREAS, water agencies that are members of the SJVWIA advised the SJVWIA of their intention to initiate a JPA to assume full responsibility for the administration of the Temperance Flat Project; and

WHEREAS, subject to certain conditions, the SJVWIA Board of Directors has agreed to the transfer of said WSIP application and Temperance Flat Project to the Temperance Flat Project JPA ("JPA") that water agencies have initiated; and

WHEREAS, said conditions proposed by the SJVWIA include, agreement by the JPA to (A) allow membership by those water agencies that are represented on the SJVWIA at this time; (B) provide for one seat on the JPA to be filled by the Chairperson of the SJVWIA; (C) demonstrate that the principles being developed by the JPA to guide project implementation will appropriately protect the San Joaquin Valley as a first order responsibility; and (D) formalize the pathway for achieving the above conditions with the SJVWIA Chairman.

NOW, THEREFORE, BE IT RESOLVED that the Board of Directors of the San Joaquin Valley Water Infrastructure Authority does hereby declare its intent to enter into an agreement with the JPA for the transfer of the application status for Temperance Flat Project WSIP funding under jurisdiction of the California Water Commission in order to obtain 2017 Water Storage Investment Program funds pursuant to Title 23, Division 7, Chapter 1 of the California Code of Regulations; and be it further

RESOLVED, that Chairman of the SJVWIA and JPA shall have the authority to furnish the final approval of any transfer of said WSIP application from the SJVWIA to the JPA.

INTRODUCED, PASSED AND ADOPTED at a Regular Meeting of the San Joaquin Valley Water Infrastructure Authority Board of Directors at Fresno, California, on October 12, 2018.

Authorized Original Signature:

J. Steven Worthley
President

Clerk/Secretary:

Mario Santoyo
Executive Director

California
WATER COMMISSION

Water Storage Investment Program Quarterly Report Template

The Quarterly Report is intended to document the applicant's progress toward complying with regulation section 6013 and receiving final WSIP funding, including any changes in the magnitude of public benefits that could affect cost allocation. Applicants must provide a summary level update of the project status for the requirements and milestones listed below. The template may be modified as necessary to effectively communicate information. If minimal activities occurred during a reporting period, the report can be condensed.

- Note any issues or concerns that have, will, or could affect milestones or requirements.
- Identify key issues, including legal issues such as lawsuits or injunctions related to the project, that need to be resolved.
- Discuss how the actual schedule is progressing in comparison to the schedule provided in the Initial Report or the last reported schedule.
- Update the project schedule as needed.
- Note any milestones or accomplishments that occurred since submittal of the prior Quarterly Report.

Project Name:	Temperance Flat Reservoir (TFR) Project		
Applicant Name:	San Joaquin Valley Water Infrastructure Authority (SJVWIA) in coordination with the Temperance Flat Reservoir MOU Group and the Temperance Flat Reservoir JPA		
Date:	October 30, 2018	Reporting Period:	August 14, 2017 - October 30, 2018

Please describe any key issues that occurred during this reporting period. You may attach additional documents or pages if more space is needed.

On August 14, 2017, the San Joaquin Valley Water Infrastructure Authority (SJVWIA) submitted an application the California Water Commission (CWC) under the Water Storage Investment Program (WSIP) for the Temperance Flat Reservoir (TFR) Project. The TFR Project application is based on the physical facilities identified by the US Bureau of Reclamation (Reclamation) in the Upper San Joaquin River Basin 2014 Draft Feasibility Report and 2015 Draft EIS and an operating plan developed by a Technical Steering Committee comprised of the Friant Water Authority (FWA), the San Joaquin River Exchange Contractor Water Authority (SJRECWA) and the San Luis Delta-Mendota Canal Water Authority (SLDMWA), all of which are SJVWIA members. As noted in the WSIP application, progress following application submittal would focus on defining funding commitments for non-public benefits, including the Federal government and public agency water entities that would invest in the TFR Project.

Considerable progress has been made in defining both Federal and non-Federal funding commitments. Reclamation is evaluating the operating plan included in the WSIP application as a new alternative in the Feasibility Report and has identified key implementation requirements and strategies. Concurrently, a group of water users established a process through a Memorandum of Understanding (MOU) to evaluate their interest in investing in the TFR Project. The 'MOU Group' is comprised of 25 Friant Division long-term contractors that hold 99 percent of Class 1 contracts and 100 percent of Class 2 contracts, the SJRECWA, the SLDMWA, and six CVP south-of-delta water service contractors in the San Joaquin Valley. Participants in this group have developed preliminary operating plans for the management of storage capacity in TFR they would obtain through their investment. The MOU Group is now evaluating the combined effect of individual operating plans to establish a project operating plan. These evaluations will support decisions by entities on their financial participation in the TFR Project.

In October 2018, the Temperance Flat Reservoir Joint Powers Authority (JPA) was formed. TFR JPA membership includes entities that will invest directly in the TFR Project. The TFR JPA was formed to promote, develop, design, permit, finance, acquire, construct, manage, maintain, and operate a dam and reservoir at Temperance Flat. The initial membership will establish the initial framework for the Temperance Flat Reservoir, and individual members will join the TFR JPA as they determine their level of storage needs and financial commitment. The SJVWIA is currently working with the TFR JPA to transfer the TFR Project WSIP Application to the TFR JPA, which is anticipated to take place in November 2018. This transfer will be supported with documentation that demonstrates the willingness of the SJVWIA and TFR JPA to transfer the application, demonstration of eligibility under WSIP requirements, and a resolution authorizing a TFR JPA representative to communicate with the CWC on behalf of the JPA.

Once the TFR Project WSIP application is transferred, the Temperance Flat Reservoir JPA will work closely with CWC staff and Reclamation to develop a detailed schedule for completion of critical items required for WSIP funding. Accordingly, the dates provided in the following table should be considered interim and subject to revision.

Prior to scheduling a hearing, the following items must be provided:			
Description	Status	Estimated Completion Date	Percent Complete %
Contracts for non-public cost share	As described above, the Temperance Flat Reservoir JPA has been formed to provide the mechanism to provide the non-public cost share for the TFR Project. The JPA will secure funding from project investor beneficiaries and will coordinate with Reclamation to determine the potential for Federal funding in support of federally-recognized benefits. This process is in the early phase of development and is estimated to be about 5 percent complete. It is expected that the JPA will have funding commitments determined by mid-2021.	Mid 2021	5%
Contracts for administration of public benefits	Contracts have yet to be provided and are subject to the transfer of the application authority to the TFR JPA.	TBD	0%
Completed feasibility studies	Reclamation is currently completing the Final Feasibility Report for the Upper San Joaquin River Basin Storage Investigation. The Feasibility Report includes an alternative plan that is based on the operating plan developed for the WSIP application. Reclamation anticipates completion of the Final Feasibility Report by early 2019.	Early 2019	95%
Final environmental documentation	**NEPA** - Reclamation is preparing a Final Environmental Impact Statement (EIS) for the USJRBSI to provide NEPA compliance. The Final EIS will include an alternative plan based on the operating plan developed for the WSIP application. Reclamation is determining if a Supplement to the Draft EIS will be required before the final EIS is released. **CEQA** - The Temperance Flat Reservoir JPA will be the lead CEQA agency for preparation of an Environmental Impact Report (EIR). This work will begin shortly following the final formation of the JPA and will be based, in part, on information prepared for the NEPA document. Early in the preparation of the EIR, the JPA will coordinate with the CWC, CDFW, and CDWR to identify issues to be addressed in the EIR to meet the needs of the Responsible Agencies. The Temperance Flat Reservoir JPA expects this coordination, additional analyses, and release of Draft EIR will be completed by mid-2021. However, because the requirements of Responsible Agencies are not yet known, it is not possible to estimate the percent complete of the CEQA document.	NEPA Mid 2019 CEQA Mid 2021	90% Undetermined, pending requirements of Responsible Agency
All required federal, state, and local approvals, certifications, and agreements	The Temperance Flat Reservoir JPA will be the lead agency in seeking all federal, state, and local approvals, along with all certifications and agreements. Work on these items will begin after the final transition of authority from the SJVWIA to the TFR JPA.	TBD	TBD

Funding Agreement

Please provide an update, as applicable, on the following documents, which are needed to execute a funding agreement for the project:

- Applicant's audited financial statements
- Final project costs, schedule, and scope of work
- Evidence of bilateral communications
- Limited waiver of sovereign immunity (see regulations section 6013(f)(8))

Updates to information provided in the Initial Report or prior Quarterly Reports are only needed when a significant change has occurred. The Commission may request submittal of updated information prior to executing a funding agreement.

The Temperance Flat Reservoir JPA will execute the funding agreement for the project. Work on these items will begin after the final transition of authority from the SJVWIA to the TFR JPA.

Status Update

Provide a status update for the following, as applicable:

- Labor Compliance
- Urban Water Management Plans
- Agricultural Water Management Plans
- Groundwater Management or Groundwater Sustainability Plans
- Potential effect of other conditionally eligible project on the applicant's public benefits

Updates to information provided in the Initial Report or prior Quarterly Reports are only needed when a significant change has occurred. The Commission may request submittal of updated information prior to executing a funding agreement.

Labor Compliance

The Temperance Flat Reservoir JPA will evaluate labor compliance requirements after the final transition of authority from the SJVWIA to the TFR JPA.

Urban Water Management Plans

Three entities represented by the Applicant and partners are required to submit UWMPs (City of Tracy, City of Fresno, and Santa Clara Valley Water District). All were submitted prior to August 14, 2017.

Agricultural Water Management Plans

A total of 27 entities represented by the Applicant and partners are required to submit AWMPs. The following changes in the status of AWMPs have occurred since August 14, 2017:

- AGMPs for Byron Bethany Irrigation District and Lindmore Irrigation District, which were identified as 'In Progress' at the time of submittal of the WSIP application, have been submitted to DWR.
- The AGMP for Panoche Water District, which was identified as 'Verified by Reclamation' at the time of submittal of the WSIP application, has been reviewed by DWR.

Groundwater Management or Groundwater Sustainability Plans

The TFR Project WSIP Application identified 30 Groundwater Sustainability Agencies (GSAs) within the area represented by the applicant member agencies and partners. The following status is based on information provided on the DWR SGMA Portal as of October 29, 2018

- Three GSAs provided Initial Notifications (INs) to DWR prior to August 14, 2018
- 22 GSAs submitted INs to DWR since August 14, 2017
- Five GSAs have not yet submitted INs.

MEMORANDUM

TO: FRANCES MIZUNO, INTERIM EXECUTIVE DIRECTOR

FROM: TOM BOARDMAN, WATER RESOURCES ENGINEER

SUBJECT: NOVEMBER PROJECT OPERATIONS UPDATE

DATE: OCTOBER 31, 2018

Project Operations

- Jones pumped at capacity during most of October thanks to sustained flows for salmon protection and reduced delta outflow requirements. However, pumping will limited to 2-4 units (1800-3500 cfs) during early November due to increased rice decomp diversions, an additional 500 cfs outflow requirement for November, and scheduled maintenance at Jones and O'Neill. Absent storms during the latter half of November and December, Jones pumping is expected to be between 2-3 units.
- Banks pumping averaged about 3,560 cfs during October and is expected to reduce to 1000-2000 cfs during November in order to meet its share of delta requirements while holding Feather River flows at 2,250 cfs. Oroville storage is 72% of normal compared to near-normal levels in Shasta and Folsom
- The SWP COA debt to the CVP is about 170 TAF because the SWP pumped unused CVP water in the delta during late September and most of October. The balancing of the COA account over the next two months may support higher CVP exports amidst possible dry conditions and lower upstream CVP releases.
- Shasta storage is 2.2. MAF; a drop of 200 TAF during October. Current releases are 6,000 cfs to maintain sufficient water levels for rice decomp diversions. Releases are expected to reduce to about 4,500 cfs by early November in efforts to avoid stranding of fall-run salmon and to conserve Shasta storage. Refill for Shasta next spring is estimated to be 3.5 MAF and 4.2 MAF under 90% and 50% exceedance conditions, respectively.
- Folsom storage is trending very near Reclamations latest operations forecast with current storage at 403 TAF. Releases are at 1,500 cfs and may be increased to 1,800 cfs to improve fall-run salmon spawning
- CVP demands were about 215 TAF during October which is about 50% above the 15 year average.

2018/19 San Luis Operations and Allocation Projection

Increased refuge demands limited CVP San Luis refill to about 35 TAF during October. As shown on the attached San Luis projection charts, CVP San Luis will fall short of filling by

190 TAF under dry conditions, but is expected to fill be early next year under normal hydrology.

With near average upstream storage and CVP San Luis storage projected to hold at least 700 TAF plus rescheduled water by next spring, the Ag allocation is expected to be 25-45%. The ag allocation will be in the upper end of the range under normal hydrology and could increase to 65-70% if the San Joaquin basin hydrology is above average by late spring.

2018/2019 San Luis Storage Projection

90% Exceedance Hydrology

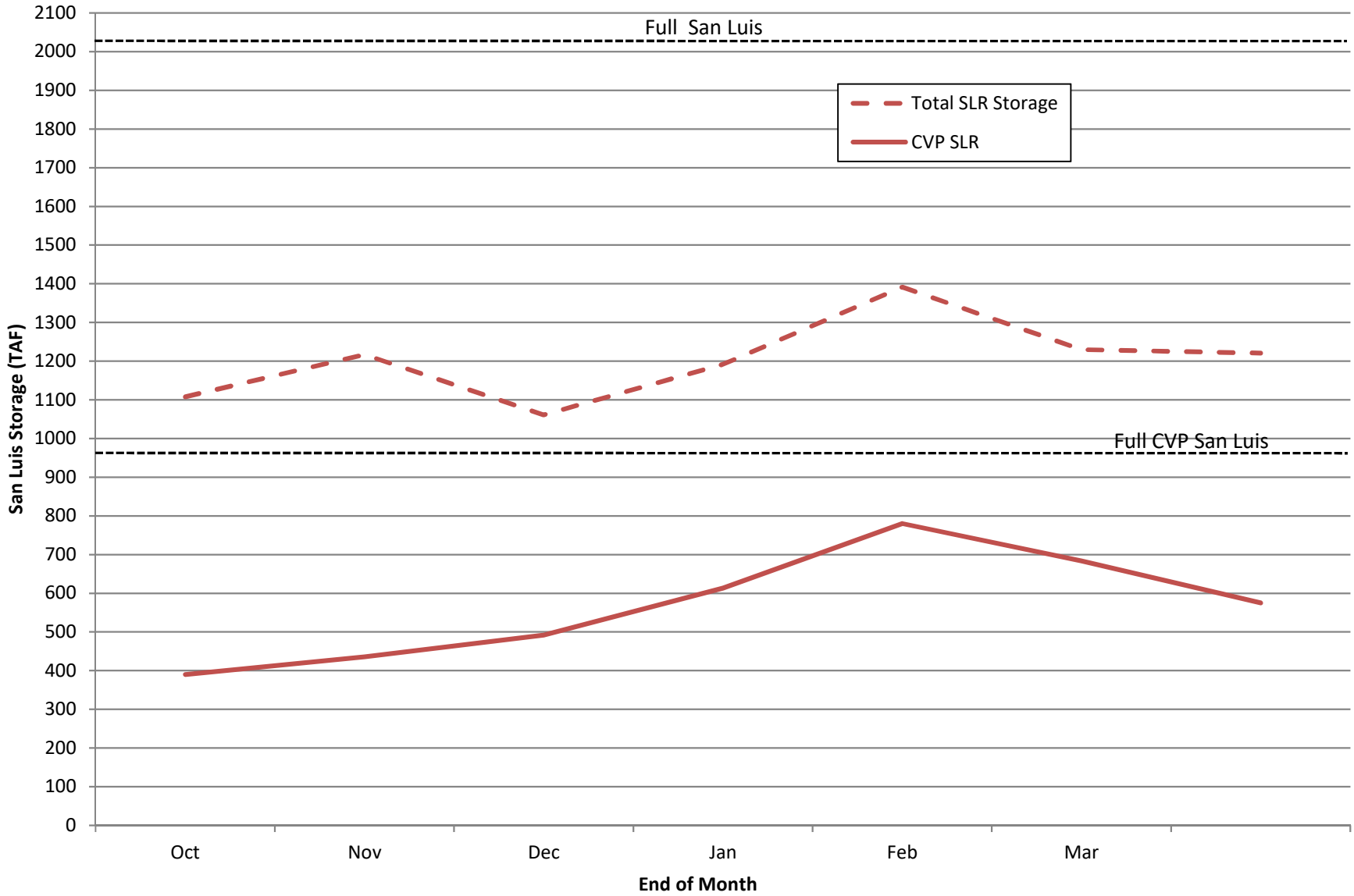

T. Boardman, SLDMWA

10/31/2018

2018/2019 San Luis Storage Projection

50% Exceedance Hydrology

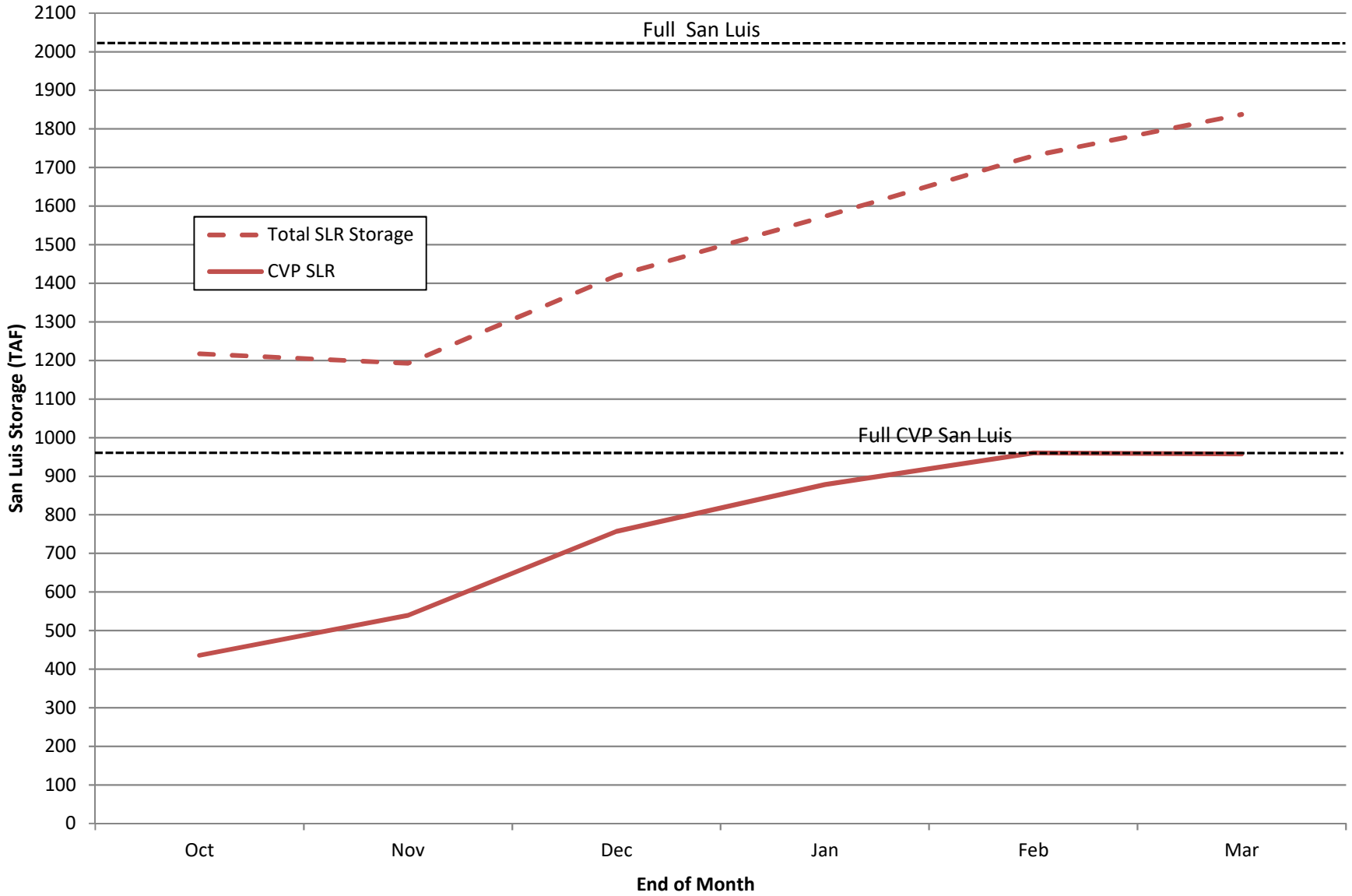

T. Boardman, SLDMWA

10/31/2018

MEMO

TO: Frances Mizuno, Interim Executive Director
FROM: Joyce Machado, Director of Finance
SUBJECT: Self-Funding
DATES: 11.5.18 FAC/11.8.18 BOD

- 2018 Water Year (Fiscal Year 3/1/18-2/28/19) *attachment 1*
  Self-Funding actual expenses for SLDMWA Routine O&M through September 30, 2018 are under budget by $1,722,109 which reflects the fact that no DWR conveyance costs have been incurred through June 2018, although pumping did occur in July through September 2018 which will result in DWR Conveyance costs. SLDMWA has not yet been invoiced by DWR for these Conveyance costs, and no estimated accrual is included in this report.

- 2017 Water Year (Fiscal Year 3/1/17-2/28/18)
  WY17 delivery and revenue reconciliations are complete and the Draft Contractor Records were mailed out on October 31, 2018 for a thirty day review. Any exceptions are to be reported to SLDMWA no later than the end of the 30 day period. Exceptions will be reviewed and resolved with the Water User prior to posting the transactions as final.

- 2016 Water Year (Fiscal Year 3/1/16-2/28/17)
  Contractor WY16 delivery and revenue reconciliations are complete. Staff is working to complete all the remaining financial reconciliations and the final allocation of known costs. Current known costs are SLDMWA O&M, SLJU O&M, and PUE.

Outstanding

Intertie – Position Analysis (through 2/28/19) *attachment 2*

Intertie O&M Cost Recovery

WY12 Intertie True-Up: outstanding, no cost recovery
WY13 Intertie True-Up: outstanding, no cost recovery
WY14 Intertie True-Up: outstanding, no cost recovery
WY15 Intertie True-Up: outstanding, no cost recovery

San Luis & Delta-Mendota Water Authority
11.5.18 FAC/11.8.18 BOD

Prepared by: Joyce Machado

2018 WATER YEAR ALLOCATION

Water Allocation - June 15, 2018
Irrigation - 50%
M & I - 75%
Refuge - 100%
Exchange/ Water Rights - 100%

Water Allocation - Assumptions Used in Rate Development
Irrigation - 35%
M & I - 75%
Refuge - 100%
Exchange/ Water Rights - 100%

2018 WATER YEAR WATER RATES

(approved by BOD 2/21/18)	Total	Upper DMC/ JPP O&M Component	Upper Intertie Component	JPP Power Component	Lower DMC/ Mendota Pool Component	O'Neil P/G		Reserves Component	Rewind Reserves Component	DWR		
						O'Neill O&M and Power				SLC O&M Component	DA O&M Component	DA Power Component
						Direct Component	Storage Component					
Upper DMC	$ 15.96	$ 3.82	$ 2.95	$ 6.88	$ -	$ -	$ 0.41	$ 1.65	$ 0.25	$ -	$ -	$ -
Exchange/ Water Rights Upper	$ 13.01	$ 3.82	$ -	$ 6.88	$ -	$ -	$ 0.41	$ 1.65	$ 0.25	$ -	$ -	$ -
Lower DMC/Pool	$ 18.57	$ 3.82	$ 2.95	$ 6.88	$ 2.61	$ -	$ 0.41	$ 1.65	$ 0.25	$ -	$ -	$ -
San Felipe	$ 20.39	$ 3.82	$ 2.95	$ 6.88	$ -	$ 4.84	$ -	$ 1.65	$ 0.25	$ -	$ -	$ -
Above Dos Amigos	$ 35.50	$ 3.82	$ 2.95	$ 6.88	$ -	$ 4.84	$ -	$ 1.65	$ 0.25	$ 15.11	$ -	$ -
Below Dos Amigos	$ 44.08	$ 3.82	$ 2.95	$ 6.88	$ -	$ 4.84	$ -	$ 1.65	$ 0.25	$ 15.11	$ 4.58	$ 4.00
Exchange/ Water Rights Lower	$ 15.62	$ 3.82	$ -	$ 6.88	$ 2.61	$ -	$ 0.41	$ 1.65	$ 0.25	$ -	$ -	$ -
Refuge (Lower)	$ 18.57	$ 3.82	$ 2.95	$ 6.88	$ 2.61	$ -	$ 0.41	$ 1.65	$ 0.25	$ -	$ -	$ -
Volta Wells	$ 12.18											
San Luis Drain	$ 0.16											

ANNUAL R. O&M BUDGET BY COST POOLS MARCH 1, 2018 - FEBRUARY 28, 2019

	Total	UPPER	Intertie	Volta Wells	LWR/POOL	O'NEILL O&M DIRECT	O'NEILL O&M STORAGE	SL DRAIN
DMC	$ 6,173,676	$ 3,725,196			$ 2,448,480			
JPP	$ 3,341,659	$ 3,341,659						
WW	$ 272,296	$ 204,223			$ 68,074			
Intertie O&M / Intertie DWR Conveyance	$ 2,869,734		$ 2,869,734					
Volta Wells *(SLDMWA O&M + Monitoring)*	$ 60,861			$ 60,861				
Pool	$ 203,648				$ 203,648			
O'Neill	$ 1,984,140					$ 1,765,884	$ 218,255	
SL Drain	$ 101,696							$ 101,696
	$ 15,007,711	$ 7,271,078	$ 2,869,734	$ 60,861	$ 2,720,202	$ 1,765,884	$ 218,255	$ 101,696

R. O&M BUDGET BY COST POOLS THROUGH SEPTEMBER 30, 2018
58.33%

	Total	UPPER	Intertie	Volta Wells	LWR	O'NEILL O&M DIRECT	O'NEILL O&M STORAGE	SL DRAIN
DMC	$ 3,601,105	$ 2,172,907			$ 1,428,198			
JPP	$ 1,949,190	$ 1,949,190						
WW	$ 158,831	$ 119,123			$ 39,708			
Intertie & Intertie DWR Conveyance	$ 1,673,916		$ 1,673,916					
Volta Wells *(SLDMWA O&M + Monitoring)*	$ 35,500			$ 35,500				
Pool	$ 118,788				$ 118,788			
O'Neill	$ 1,157,349					$ 1,030,040	$ 127,308	
SL Drain	$ 59,320							$ 59,320
	$ 8,753,998	$ 4,241,220	$ 1,673,916	$ 35,500	$ 1,586,694	$ 1,030,040	$ 127,308	$ 59,320

R. O&M Actual COSTS BY COST POOLS THROUGH SEPTEMBER 30, 2018

	Total	UPPER	Intertie	Volta Wells	LWR	O'NEILL O&M DIRECT	O'NEILL O&M STORAGE	SL DRAIN
DMC	$ 3,594,243	$ 2,168,766			$ 1,425,477			
JPP	$ 1,579,534	$ 1,579,534						
WW	$ 266,579	$ 199,934			$ 66,645			
Intertie & Intertie DWR Conveyance	$ 41,346		$ 41,346					
Volta Wells *(SLDMWA O&M + Monitoring)*	$ 12,589			$ 12,589				
Pool	$ 77,064				$ 77,064			
O'Neill	$ 1,403,253					$ 1,309,252	$ 94,001	
SL Drain	$ 57,281							$ 57,281
	$ 7,031,889	$ 3,948,234	$ 41,346	$ 12,589	$ 1,569,186	$ 1,309,252	$ 94,001	$ 57,281

R. O&M BUDGET vs Actual COSTS THROUGH SEPTEMBER 30, 2018

	TOTAL	UPPER	INTERTIE & DWR Conveyance	Volta Wells	LWR/POOL	O'NEILL O&M DIRECT	O'NEILL O&M STORAGE	SL DRAIN
R. O&M Budget	$ 8,753,998	$ 4,241,220	$ 1,673,916	$ 35,500	$ 1,586,694	$ 1,030,040	$ 127,308	$ 59,320
R. O&M Actual	$ 7,031,889	$ 3,948,234	$ 41,346	$ 12,589	$ 1,569,186	$ 1,309,252	$ 94,001	$ 57,281
Difference	$ 1,722,109	$ 292,985	$ 1,632,570	$ 22,911	$ 17,508	$ (279,211)	$ 33,307	$ 2,039
	UNDER	UNDER	UNDER	UNDER	UNDER	OVER	UNDER	UNDER

19.672253% under budget

	O'NEILL AF DIRECT	O'NEILL AF STORAGE	Total
March	30,732	557	31,289
April	68,838	7,292	76,130
May	116,204	19,246	135,450
June	145,264	20,965	166,229
July	162,526	1,630	164,156
Aug	118,604	0	118,604
Sept	71,657	1,561	73,218
Oct	0	0	-
Nov	0	0	-
Dec	0	0	-
Jan	0	0	-
Feb	0	0	-
Adj	0	0	-
Total	713,825	51,251	765,076
	93.301%	6.699%	100.00%

89%	11%
Budgeted %	Budgeted %

attachment 1

BUDGET TO ACTUAL COMPARISONS WY 2018

11.5.18 FAC/11.8.18 BOD

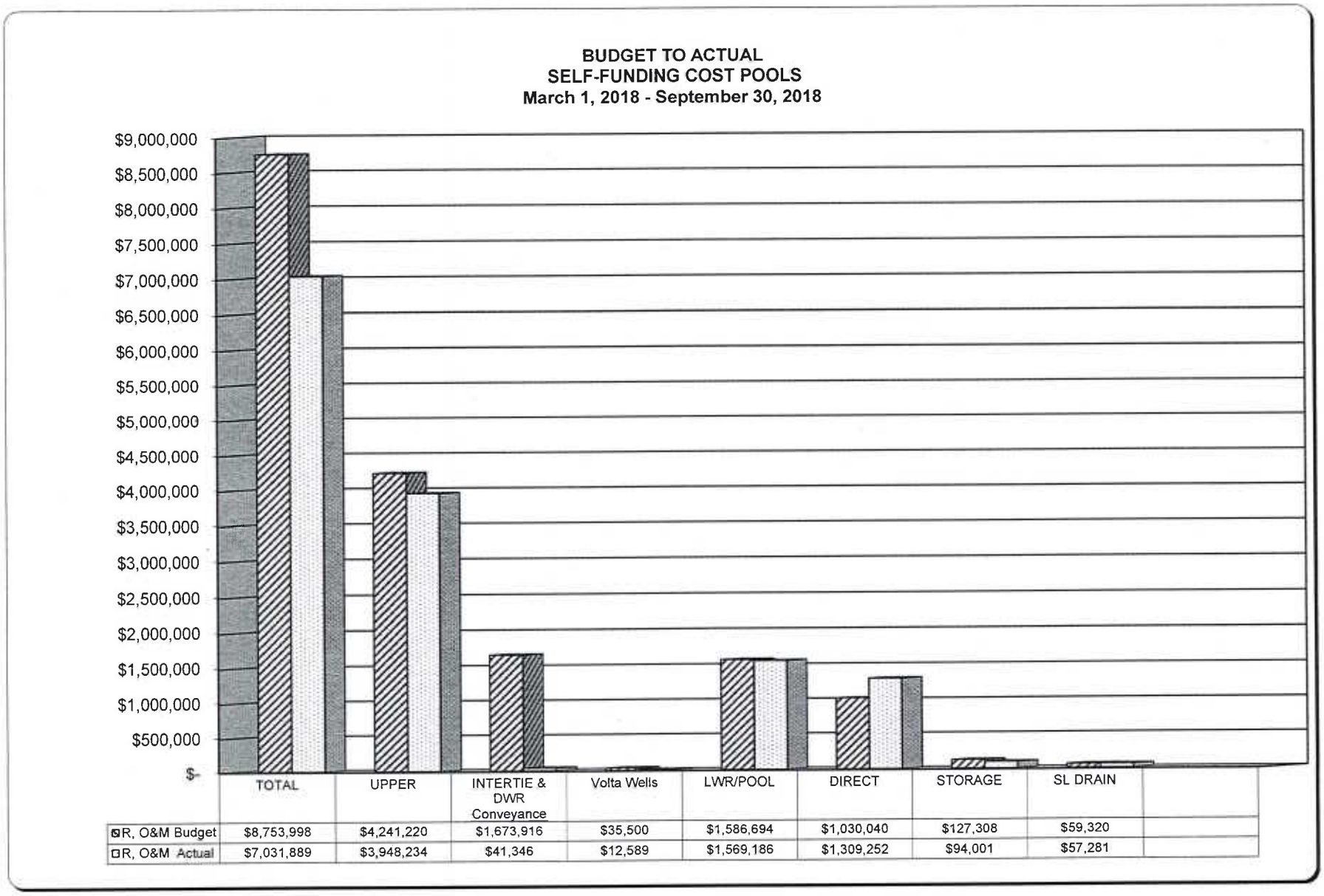

	TOTAL	UPPER	INTERTIE & DWR Conveyance	Volta Wells	LWR/POOL	DIRECT	STORAGE	SL DRAIN	
R, O&M Budget	$8,753,998	$4,241,220	$1,673,916	$35,500	$1,586,694	$1,030,040	$127,308	$59,320	
R, O&M Actual	$7,031,889	$3,948,234	$41,346	$12,589	$1,569,186	$1,309,252	$94,001	$57,281	

attachment 1

San Luis & Delta-Mendota Water Authority
Intertie - Position Analysis
T Mederios
updated 11/5/2018

		O&M	PUE	Fiscal Year Ending Amount Remaining	Cumulative Amount Remaining	
WY12	Cash-O&M	$ 1,974,782.67	$ 149,879.27			
3/1/12-2/28/13	Expense	$ (481,999.91)	$ (45,727.16)			
	Conveyance	$ (815,902.57)	$ -			
Amount Remaining		$ 676,880.19	$ 104,152.11	$ 781,032.30	$ 781,032.30	2/28/2013
WY13	Cash-O&M	$ 1,164,059.22	$ 101,284.03			
3/1/13-2/28/14	Expense	$ (142,613.83)	$ (56,384.66)			
	Conveyance	$ (23,415.05)	$ -			
Amount Remaining		$ 998,030.34	$ 44,899.37	$ 1,042,929.71	$ 1,823,962.01	2/28/2014
WY14	Cash-O&M	$ 288,582.11	$ 22,178.68			
3/1/14-2/28/15	Expense	$ (79,908.65)	$ (17,420.62)			
	Conveyance	$ (140,062.60)	$ -			
Amount Remaining		$ 68,610.86	$ 4,758.06	$ 73,368.92	$ 1,897,330.93	2/28/2015
WY15	Cash-O&M	$ 892,816.03	$ 82,216.87			
3/1/15-2/29/16	Expense	$ (68,394.92)	$ (36,991.11)			
	Conveyance	$ (72,450.87)	$ -			
Amount Remaining		$ 751,970.24	$ 45,225.76	$ 797,196.00	$ 2,694,526.93	2/29/2016
WY16	Cash-O&M	$ 428,558.17	$ 49,324.14			
3/1/16-2/28/17	Expense	$ (111,346.42)	$ (184,495.35)			
	Conveyance	$ (1,395,916.86)	$ -			
Amount Remaining		$ (1,078,705.11)	$ (135,171.21)	$ (1,213,876.32)	$ 1,480,650.61	2/28/2017
WY17	Cash-O&M	$ 2,040,740.48	$ 90,577.30			
3/1/17-2/28/18	Expense	$ (137,256.74)	$ (390,000.00)			
	Conveyance	$ (2,393,739.53)	$ -			
Amount Remaining		$ (490,255.79)	$ (299,422.70)	$ (789,678.49)	$ 690,972.12	2/28/2018
WY18	Cash-O&M	$ 2,869,734.00	$ 390,000.00			
3/1/18-2/28/19	Expense	$ (319,734.00)	$ (390,000.00)			
	Conveyance	$ (2,550,000.00)	$ -			
Amount Remaining		$ -	$ -	$ -	$ 690,972.12	2/28/2019
		$ 926,530.73	$ (235,558.61)	$ 690,972.12	$ 690,972.12	

WY16 Interest Earning Not Included
WY17 PUE Expense = Estimated
WY18 Cash-O&M/Expense and Conveyance based on WY18 Budget

N:\TMEDERIOS\Self Funding\Intertie Cash Position\[Intertie.xlsx]11.5.18

attachment 2

November 8, 2018

To: Frances Mizuno, Interim Executive Director

From: Bob Martin, Engineering & Planning Department Manager

Subject: O&M Report for October 2018

Operations Department

The C.W. "Bill" Jones Pumping Plant (JPP) operated at capacity, five units, for the majority of October. Pumping was increased from four to five units on October 3rd after stator insulation testing on Jones Unit 2 showed no indication of failure (the unit had tripped on a stator amperage differential relay on September 27th). Pumping was reduced to two units on October 24th due to a stuck Primary Channel louver at the Tracy Fish Collection Facility (TFCF). During the restart of the three shutdown units that same day, Jones Unit 4 field breaker closed immediately after the unit breaker closed which typically happens seven to ten seconds after the unit breaker closes. This caused the main breaker for switchgear building 8A to trip. After extensive research by the electrical staff, along with support from Reclamation engineers, it was determined that there was a trace of continuity across a set of open contacts on the field breaker's auxiliary relay (41X) that are directly connected to the field breaker's closing coil. It is believed that the vibration felt by the field breaker during the initial motor start-up caused the contacts on the 41X to close and subsequently close the field breaker. The contacts on the 41X were cleaned and adjusted and the unit placed in service on October 26th. Pumping was reduced to four units on October 29th for a scheduled outage of switchgear building 11A (Jones Units 2 & 6) for the replacement of the current transformers (CT's) and relay firmware upgrades on Jones Unit 2. Central Valley Operations (CVO) reported that pumping would have been reduced to four units regardless on November 1st due to Biological Opinion/salmon criteria.

Total pumping for the month of October at the JPP was 250,116 acre-feet. The O'Neill Pump/Generating Plant (OPP) pumped 115,636 acre-feet and no water was generated. The Delta-Mendota Canal/California Aqueduct Intertie Plant (DCI) pumped 22,278 acre-feet to help manage water levels due to subsidence related flow restrictions in several areas of the upper DMC.

The Federal share in San Luis Reservoir on October 31st was 433,983 acre-feet as compared to 738,334 acre-feet on October 31st, 2017.

Releases from Friant Dam for the San Joaquin River Restoration Program (SJRRP) ranged from 375-410 cfs for the month of October. Flows into the Mendota Pool from the SJR ranged from 78-98 cfs. All the inflow was subsequently released past Sack Dam.

During the month of October, Canal Operations staff members performed open channel and closed-pipe flow measurements, routine patrols, weekly meter readings, well soundings, and meter maintenance. Water Operations Superintendent, Chauncey Lee, and Hydro-Tech III, Mark Walsh, attended a flow metering conference in Austin, TX.

Control Operations staff issued the following clearances for the month of October:

- Jones Unit 2 for stator insulation testing (Megger test)
- Switchgear building 11A/Jones Unit 2 for CT replacement and relay firmware upgrades

Civil Maintenance Department

The Civil Maintenance crews worked on the following projects for the month of October:

- Chemical and mechanical weed control; began spraying hyacinth and water primrose in un-lined section of lower DMC
- Grading of DMC and San Luis Drain (SLD) operating roads
- Cleaning debris from upstream side of SLD check structures
- Installed stairs at DMC mileposts 98.60-L, 98.62-R and 109.45-R
- Fabricated and installed new handrails for stairs at DMC mileposts 14.26-R, 15.11-R, 32.36-L, 35.73-R, and 36.01-L
- Continued cleaning vegetation from the Westley Wasteway
- Replaced traffic strips on bridges at DMC mileposts 3.16 and 32.10
- Pump silt from DMC turnout 64.32-L
- Installed K-Rails and traffic delineators on DMC operating road upstream of Althea Avenue due to collapsed liner and possible voids under roadway
- Repaired spalled concrete on O'Neill Plant intake deck
- Maintenance and repairs to float lines, signs, fences, and gates

Plant Maintenance Department

Electrical/C&I/SCADA Staff:

- Continued to assist AT&T with fiber installation at Tracy
- Continued radio and antenna tuning for communications with DMC Check #1
- Perform stator insulation (Megger) test on Jones Unit 2 after differential relay action on start-up
- Replaced circuit breaker to JPP Machine Shop drill press
- Continued wiring diagram and schematic checks for the JPP main unit excitation/unit control board upgrade project
- Repaired DCI Plant duct smoke detector
- Research repair/replacement of lighting on the CVP relief map in Control Building
- Investigate issue with Jones Unit 4 field breaker closing too soon. Cleaned and adjusted contacts on auxiliary relay for the closing coil
- Repaired float switch in the Tracy vehicle wash rack basin
- Troubleshoot JPP Machine Shop plasma cutter; found failed processor card
- Performed infrared inspection of electrical panels at Tracy O&M complex
- Replaced CT's for Jones Unit 2

- Mark underground utilities at intersection of JPP discharge pipes/communication cables and Kelso Road
- Attend PLC training by E&M Electric in Stockton
- Recalibrate DMC Check 21 flow meter after reinstallation
- Adjust DMC Check #20 upstream level detector
- Relocate floor outlets in board room at LBAO

Mechanical Staff:

- Completed inspection of the North Tracy Water Tank
- Provide support for Jones Unit 6 rewind project
- Completed rebuilding of the Machine Shop ironworker
- Continued with rebuilding and machining of Jones Unit 3 slip rings
- Applied and machined new Babbitt material to the Jones Unit 6 pump bearing
- Began duct work modifications for the new battery room exhaust fan
- Replaced Tracy Warehouse water heater
- Installed JPP spare CO_2 cylinders
- Adjusted gap on the Jones Unit 2 cooling water strainer shaft along with installing a new key

O'Neill Unit 1 main unit rehabilitation: Due to the excessive run-out, the intermediate and lower/pump shaft were removed and hauled to a machine shop in Vernon, CA (Los Angeles area) where they were checked/machined for flange parallelism. The shafts were reinstalled and the unit reassembled for alignment checks with support from Hydro Consulting and Maintenance Services (HCMS). Run-out was significantly improved and crews are currently making final alignment adjustments of the upper and lower rotor guide bearings as well as re-centering the unit before final plumb checks are made.

Engineering and Planning Department

The Engineering & Planning Department staff worked on the following projects this month: JPP unit rewind project management, Sustainable Groundwater Management Act (SGMA) compliance activities, OPP U-1 pump assembly rehabilitation project, Ward Road embankment stabilization project, standardization of contracting documents, and drawing and website management. Planning support was provided for civil, mechanical & electrical maintenance activities.

Jaime McNeill and Bob Martin attended a training class on Public Contracting Requirements and Competitive Bidding in California this month.

Land Management Activity Summary:

A total of three (3) access permits were issued this month. Permit P1902018 was issued to Del Puerto Water District for the purpose of repairing a leaking pipeline to the existing turnout located at Milepost 25.65-L. Permit P1902019 was issued to Del Puerto Water District to replace the existing pipeline servicing the turnout at Milepost MP44.24-R. Finally, Permit P1902020 was also issued to Del Puerto Water District for the temporary use of the DMC right-of-way for storage of commodities and tree removals. Department staff continued working with PG&E and Reclamation regarding request to install conduit along Kelso Road, crossing the discharge tubes.

The RO&M and EO&M proposed budgets for FY20/21 were presented to the O&M Technical Committee (OMTC) on October 22nd. The OMTC unanimously recommended approval of the proposed RO&M & EO&M budgets to the Finance and Administration Committee.

Safety Department

This month, the following work was performed: development of master training list, valley fever training, meter well ladder and guard rails planning, fleet purchasing, JHA and crew support.

EXTRAORDINARY O&M & CAPITAL PROJECTS

DELTA-MENDOTA CANAL (DMC)

Concrete Lining Repair Design Only **(1800064) FY2018 Project**

Status: Issued consulting services contract with Petralogix to provide testing and onsite field observation. A variety of material were tested to determine a suitable mix design for cutoff wall. The final mix was determined to be 3% of the dry unit weight. Installation of the cutoff wall and french drain will begin scheduled to begin on Nov 6th.

DMC Flow Measurement Project – Phase 1 **(1700112) FY2018 Project**

Status: No activity this month.

Stoplog Guide Replacement on Lower DMC Check Structures- Phase 1 – **(1800859) FY2018 Project**

Status: Completed the contract documents for Request for Bids for the manufacturing of the concrete stoplogs this month. Bids will be due November 13th, with a 35-day contract window.

DMC O&M Road Maintenance Program – Phase 8 (MP 51.21 to 62.09) **(1900478)**

Status: Project has been deferred until FY20.

DMC O&M Road Repair – MP 102.04 to 110.85) **(1900469)**

Status: This project has been deferred until FY20 and will be performed in conjunction with the O&M road maintenance (chip seal) project.

Stoplog Guide Replacement on Lower DMC Check Structures- Phase 2 – **(1900450)**

Status: This project is scheduled to be performed in February, 2019.

C.W. "BILL" JONES PUMPING PLANT (JPP)

JPP - Arc Flash Study **(1800167) FY2018 Project**

Status: Received final report from Reclamation this month. New labels will be installed on all electrical panels.

JPP Excitation Cabinet & Control Panel Refurbishment **(1800333) FY2018 Project**

Status: Reclamation's Technical Services Center (TSC) Electrical Design Group was onsite this month to inspect the existing condition of the JPP excitation system and control cabinets. The TSC Group also met with SLDMWA staff to discuss design needs and schedule for the entire project. SLDMWA continues to provide as-built drawings and design data upon request. Value Engineering Study performed by Reclamation is scheduled to be performed in Late-January, 2019.

EXTRAORDINARY O&M & CAPITAL PROJECTS

O'NEILL PUMPING/GENERATING PLANT (OPP)

Design New Access Opening near Pump Bowl **(1800332) FY2018 Project**

Status: No activity this month.

Rehabilitate Pump Assemblies Unit No. 1 **(1800196) FY2018 Project**

Status: The evaluation contract of the shafts was completed this month. All flange faces were found to be within design tolerances and only minor machining was necessary to correct minor outside diameter runout tolerance issues. The shafts were returned to the plant on October 10th. Re-assembly of all the components was completed and the shaft alignment process began on October 24th. Alignment readings indicated the upper guide bearing (UGB), lower guide bearing (LGB) and turbine guide bearing (TGB) are not concentric (centerlines don't match). As a result, these components need to be re-positioned so the centerlines match within FIST tolerances. This work will be performed in early November. Also during this month, minor repairs were performed on the stator windings.

Rehabilitate Pump Assemblies Unit No. 4 **(1900462)**

Status: Project start date has been deferred to April 2019 due to the delays in completing Unit 1.

Rehabilitate Penstock Interiors - Unit No. 4 **(1800461)**

Status: Project start date has been deferred to April 2019 due to the delays in completing Unit 1.

Main Transformers Condition Assessment

Status: This project will be performed after San Luis Reservoir has been filled and when a complete outage at the plant can be scheduled.

LOS BANOS FIELD OFFICE (LBFO)

LBFO Parking Lot Seal Coat and Striping **(1900480)**

Status: Project has been deferred and will be rescheduled when the weather is more predictable.

TRACY FACILITIES (TFO)

None

EXTRAORDINARY O&M & CAPITAL PROJECTS

CAPITAL PROJECTS
C.W. "BILL" JONES PUMPING PLANT (JPP)

JPP Unit No. 6 Rewind Project Award Activities **(PO No. 183673)**
Consultant: Pacific Power Engineers, Inc, Rancho Cordova, CA
Project Engineer: David Roose, PE

Scope of Services for October 2018: Scope of Services for October included tasks in one distinct area: Task 4: Project Coordination & Inspections at Jones Pumping Plant: (244/560 hours) – Installation of new stator core laminations and installation of surge rings, coils, and circuit ring buses.

Month of October activities focused primarily on installation of new stator core laminations, core loop test, laser testing of the stator core for circularity, verticality, and concentricity, installation of new surge rings and new circuit ring buses and beginning of coil installation along with weekly coordination and schedule update calls with NEC.

Highlight of October Activities:

- Inspect and document lamination installation and three separate press/compressions of stator core
- Witness required core loop testing for any hot spots – no hot spots were observed
- Inspect installation of top and bottom surge rings
- Inspect installation of first trial coil to ensure proper alignment with surge rings
- Inspect installation of circuit ring buses – six total
- Inspect radial dowel ream and installation
- Observe and witness circularity, concentricity, and verticality laser measurements performed by Service Metrology
- Inspect installation of first 66 coils to secure the "lap" installation
- Witness high voltage and surge testing of installed coils
- Review design winding, stator core, and field pole drawings with NEC Engineers
- Participate in Weekly JPP calls with NEC

Metrics:
Task 1: NEC Design Review with USBR, NTP Discussions: $8,745 (Feb.); $7,155 (March)
Task 1: Submittal review & approval: $12,190 (March), $6,890 (April), $6360 (May), $2,650 (August), $3,710 (September)
Task 1: Travel to Brownsville Submittal Review: $8,480 (April)
Task 2: Heat Run, Vibration, Noise & Centerline Process Inspection: $6,360 (March), $6360 (April)
Task 3: Manufacturing Inspections: Travel to Ohio for field pole refurbishment inspection/travel to Wroclaw, Poland to inspect lamination manufacturing/Travel to Brownsville for coil manufacturing inspection: $9,540 (June), $19,080 (July), $20,140 (August), $11,130 (September)
Task 4: Project Coordination & Inspection at Jones: $15,900 (April), $42,665 (May), $56,445 (June), $37,630 (July), $14,575 (August), $29,415 (September), 64,660 (October)
Travel to Date: $1,011.89 (Feb), $378.79 (March), $1,885.37 (April), $929.28 (May), $3823.69 (June), $4,389.51 (July), $3,569.94 August, $1,635.09 (October)
Percent billed versus budget to Date: 406,168.28/$469,970 = 86% of Budget

San Luis & Delta-Mendota Water Authority
OPERATIONS SUMMARY

NOTE: ALL FIGURES ARE IN ACRE FEET

	September-2018	September-2017
JONES PUMPING PLANT - PUMPED	240,769	241,670
DCI PLANT - PUMPED	24,019	14,525
DCI PLANT - RETURNED	0	0
O'NEILL P/G PLANT - PUMPED	79,937	74,029
O'NEILL P/G PLANT - GENERATED	1,561	0
DMC DELIVERIES	53,633	55,808
RIVER,WELL, & NVRRWP WATER INTO DMC	6,118	1,425
MENDOTA POOL DELIVERIES	85,888	92,779
SHASTA RESERVOIR STORAGE	2,405,100	3,381,900
SAN LUIS RESERVOIR STORAGE	1,115,040	1,751,572
* FEDERAL SHARE	401,015	701,370

	September-2018	September-2017
SAN LUIS UNIT DELIVERIES	7,520	8,158
SAN LUIS UNIT WELL WATER	0	0
SAN FELIPE UNIT DELIVERIES	9,481	10,969

Jones Pumping Plant monthly average = 4,046 cfs

FINAL

San Luis & Delta-Mendota Water Authority
Monthly Deliveries
September 2018

To: Adam Hoffman; Erma Leal; Gabe Mora; Katrina Buelna; Liz Kiteck; Mark Rhodes; Marta Rivas; Melody Hernandez; Sheryl Carter; Sonya Nechanicky; Stacey Smith; Tim Blair; Tom Boardman; Tona Mederios; Wes Harrison

From: Chauncey Lee, Water Operations Superintendent, 530-228-4504 (cell)

Date: 10/16/18

District/Other	Total Available Water into System (INCOMING) (Acre Feet)	AG/Refuge Deliveries (Acre Feet)	M & I Deliveries (Acre Feet)	Total Deliveries (OUTGOING) (Acre Feet)
Total Pumped @ Jones Pumping Plant	**240,769**			
Total Pumped @ DCI	**(24,019)**			
Total Reversed @ DCI	**0**			
City of Tracy		0	995	995
Byron Bethany I.D.		353	99	452
West Side I.D.		0	0	0
Banta Carbona I.D.		1	0	1
West Stanislaus I.D.		0	0	0
Patterson I.D.		0	0	0
Del Puerto W.D.		5,007	0	5,007
Central California I.D. - above check #13		1,101	0	1,101
San Luis W.D.- above check #13		0	0	0
Volta Wildlife Mgmt. Area (Fish & Game)		2,211	0	2,211
Fish & Wildlife (Volta) Santa Fe - Kesterson		0	0	0
Grasslands W.D. (Volta)		16,809	0	16,809
Total Pumped @ O'Neill PP	**(79,937)**			
Total Generated @ O'Neill PP	**1,561**			
Central California I.D. - below check #13		444	0	444
Grasslands W.D. (76.05-L)		20,961	0	20,961
Fish & Game Los Banos Refuge (76.05-L)		1,006	0	1,006
Fish & Wildlife Kesterson (76.05-L)		1,194	0	1,194
Freitas Unit (76.05-L)		548	0	548
Salt Slough Unit (76.05-L)		989	0	989
China Island (76.05-L)		197	0	197
San Luis W.D. - below check #13		476	1	477
Panoche W.D.		955	2	957
Eagle Field W.D.		2	0	2
Oro Loma W.D.		7	0	7
Mercy Springs W.D.		0	0	0
Firebaugh Canal W.D. (D.M.C.)		275	0	275
River and Groundwater well pump-in	4,928			
North Valley Regional Recycled Water Program	1,190			
Change in Canal Storage	(367)			
Wasteway Flushing and Spill	(45)			
Total Available in Delta-Mendota Canal	144,080			
TOTAL DELIVERY FROM DELTA-MENDOTA CANAL	**(53,633)**	**52,536**	**1,097**	**53,633**
Theoretical DMC Delivery to Mendota Pool	90,447			
Total Estimated DMC Delivery to MP *(determined at Check 20)*	83,307			
Estimated (Loss) or Gain in DMC	(7,140)			
Estimated % Loss or Gain in DMC	-2.95%			

FINAL

San Luis & Delta-Mendota Water Authority
Monthly Deliveries
September 2018

District/Other	Total Available Water into System (INCOMING) (Acre Feet)	AG/Refuge Deliveries (Acre Feet)	M & I Deliveries (Acre Feet)	Total Deliveries (OUTGOING) (Acre Feet)
Estimated DMC Inflow to MP	83,307			
Mendota Pool Groundwater Well Pump-In	3,601			
(+)SJRR Releases into Mendota Pool	5,406			
(+)Kings River Flood Releases into the Mendota Pool	0			
Mendota Pool Delivery Information				
Exchange Contractors:				
Central California Irrigation District (CCID)		33,400	0	33,400
Columbia Canal Company (CCC)		6,240	0	6,240
Firebaugh Canal Water District (FCWD)		1,955	0	1,955
San Luis Canal Company (SLCC)		5,360	0	5,360
Refuge:				
Conveyance Losses		3,257	0	3,257
Calif Dept of F/G-LB Unit (CCID)		665	0	665
Calif Dept of F/G-LB Unit (SLCC)		1,383	0	1,383
Calif Dept of F/G-Salt Slough Unit (CCID)		653	0	653
Calif Dept of F/G-China Island Unit (CCID)		130	0	130
US Fish & Wildlife-San Luis Refuge (SLCC)		2,000	0	2,000
US Fish & Wildlife-Freitas (CCID)		362	0	362
US Fish & Wildlife-Kesterson (CCID)		789	0	789
Grasslands WD (CCID)		10,494	0	10,494
Grasslands WD (SLCC)		2,652	0	2,652
Grasslands (Private)		3,360	0	3,360
San Luis WD Conveyance (SLWD 75/DPWD14)		89	0	89
San Joaquin River Restoration:				
SJRR		5,395	0	5,395
Other: (see MP Operations Report)		7,704	0	7,704
Total Available Water in Mendota Pool	92,314			
TOTAL DELIVERY FROM MENDOTA POOL	**(85,888)**	**85,888**	**0**	**85,888**
*Estimated (Loss) or Gain in Mendota Pool	(6,426)			
*Estimated % Loss or Gain in Mendota Pool	-6.96%			
Total System Delivery	(139,521)			
***Total Estimated System (Loss) or Gain**	**(13,566)**			
***Total Estimated % System Loss or Gain**	**-5.30%**			

Special Notes:

Jones Pumping Plant
September - 2018

Date	# OF UNITS	TIME ON/OFF	AVG DAILY CFS
1	5	CONTINOUSLY	4261
2	5	CONTINOUSLY	4266
3	5	CONTINOUSLY	4279
4	5	CONTINOUSLY	4287
5	5	CONTINOUSLY	4294
6	5 to 3, 3 to 5	Off @ 1134, On @ 2005	3776
7	5	CONTINOUSLY	4282
8	5	CONTINOUSLY	4271
9	5	CONTINOUSLY	4260
10	5	CONTINOUSLY	4253
11	5	CONTINOUSLY	4248
12	5	CONTINOUSLY	4250
13	5	CONTINOUSLY	4244
14	5	CONTINOUSLY	4240
15	5	CONTINOUSLY	4239
16	5	CONTINOUSLY	4242
17	5	CONTINOUSLY	4236
18	5	CONTINOUSLY	4239
19	5	CONTINOUSLY	4244
20	5	CONTINOUSLY	4238
21	5	CONTINOUSLY	4241
22	5	CONTINOUSLY	4252
23	5	CONTINOUSLY	4247
24	5	CONTINOUSLY	4244
25	5	CONTINOUSLY	4101
26	5 to 4	Off @ 1448	3930
27	4 to 3	Off @ 1024	2759
28	3	CONTINOUSLY	2641
29	3	CONTINOUSLY	2842
30	3 to 4	On @ 1812	3485
31			
		AVG CFS for the month	**4046**

FINAL

NON-PROJECT WATER CREDITS REPORT

(ALL FIGURES IN ACRE FEET)
September 2018 WA Credits

To: Adam Hoffman; Adam Scheuber; Anthea Hansen; Kelley Geyer; Bobby Pierce; Brandon Kelley; Chris Eacock; David Weisenberger; Erma Leal; Frances Mizuno; Gabe Mora; Ian Uecker; Janet Gutierrez; Jarrett Martin; Jason Dean; Jeff Bryant; Juan Cadena; Katrina Buelna; Lon Martin; Lydia Sosa; Margaret Howe; Margie Lowe; Mark Rhodes; Marta Rivas; Melody Hernandez; Reza Shahcheraghi; Rick Gilmore; Sandra Reyes; Sheryl Carter; Siqing Liu; Stacey Smith; Wes Harrison

From : Chauncey Lee, Water Operations Superintendent, 530-228-4504 (cell)

Date: 10/16/18

CREDITS UNDER WARREN ACT CONTRACTS

Turnout	Start Meter Reading	End Meter Reading	Factor	Adjust	District	Total	Less 5%	Month	Year
3.32-R1	0	0	1	0	BBID	0	0	0	0
3.32-R2	0	0	1	0	BBID	0	0	0	0
3.32-R3	130	130	1	0	BBID	0	0	0	0
13.31-L	4804	4804	1	0	BBID	0	0	0	0
14.26-R	5217	5217	1	0	BBID	0	0	0	0
15.11-R	1603	1603	1	0	BCID	0	0	0	0
20.42-L	9075679	10028793	1	0	BCID	1500	-75	1425	8075
20.42-L	9075679	10028793	1	0	USBR/FWA	1425	0	1425	10212
21.12-L	0990	0990	1.01	0	DPWD	0	0	0	0
21.86-L	769	769	1	0	DPWD	0	0	0	0
24.38-L	1763	1763	1.04	0	DPWD	0	0	0	0
29.95-R	944	944	0.87	0	DPWD	0	0	0	0
30.43-L	7421	7421	1	0	DPWD	0	0	0	0
30.43-R	2123	2123	0.92	0	DPWD	0	0	0	0
30.95-L	1915	1915	1.03	0	DPWD	0	0	0	0
31.31-L1	46778	46778	1	0	WSTAN	0	0	0	0
31.31-L2	46778	46778	1	0	DPWD	0	0	0	0
31.31-L3	46778	46778	1	0	PID	0	0	0	0
31.60-L	8182	8182	0.93	0	DPWD	0	0	0	0
32.35-L	1793	1793	0.86	0	DPWD	0	0	0	0
33.71-L	748	748	0.94	0	DPWD	0	0	0	0
36.80-L	1842	1842	1	0	DPWD	0	0	0	0
37.10-L	3292	3292	0.94	0	DPWD	0	0	0	0
37.32-L	2653	2653	0.91	0	DPWD	0	0	0	0
42.50-R	1034	1034	0.96	0	DPWD	0	0	0	0
42.53-L	4226315	4309479	1	0	PID	484	-24	460	1538
42.53-L	4226315	4309479	1	0	DPWD	0	0	0	0
42.53-L	4226315	4309479	1	0	USBR/FWA	1425	0	1425	10720
43.22-L	055	055	1	0	DPWD	0	0	0	0
48.97-L	870	870	0.95	0	SLWD	0	0	0	0
50.46-L	4106	4106	1.07	0	DPWD	0	0	0	0
51.00-R	296	296	0.89	0	DPWD	0	0	0	0
51.66-L	0337	0337	0.98	0	DPWD	0	0	0	0
52.40-L	1331	1331	0.94	0	DPWD	0	0	0	0
58.28-L	1177	1177	1.02	0	SLWD	0	0	0	0
58.60-L	917	917	0.96	0	DPWD	0	0	0	0
58.73-R	306	306	1	0	DPWD	0	0	0	0
64.85-L	1662	1662	1	0	DPWD	0	0	0	0
							UPPER DMC SUB TOTAL	***4735***	***30545***
78.31-L	4469	4469	1.08	0	SLWD	0	0	0	0
79.12-R	1805	1805	0.91	0	SLWD	0	0	0	0
79.13-L	2285	2286	1	-1	SLWD	0	0	0	0
79.13-R	4415	4415	1.08	0	SLWD	0	0	0	0
79.60-L	8582	8582	0.84	0	SLWD	0	0	0	0
80.03-L	060	060	0.94	0	SLWD	0	0	0	0
80.03-R	638	638	1.05	0	SLWD	0	0	0	0
98.60-R	10724	10724	1	0	PWD/MSWD	0	0	0	0
98.74-L	5695	5695	1.14	0	PWD/MSWD	0	0	0	0
99.24-L	10493	10493	0.92	0	PWD/MSWD	0	0	0	0
100.70-L	6211	6211	1	0	PWD/MSWD	0	0	0	0
102.04-R	0739	0942	1	0	WIDREN WD	203	-10	193	895
							LOWER DMC SUB TOTAL	***193***	***895***
							WARREN ACT CONTRACT CREDIT TOTAL	***4928***	***31440***

	TOTAL GROSS PUMP-IN	***CREDIT***	
TOTAL (BYRON BETHANY IRRIGATION DISTRICT)	***0***	***0***	***0***
TOTAL (BANTA CARBONA IRRIGATION DISTRICT)	***0***	***0***	***0***
TOTAL (DEL PUERTO WATER DISTRICT)	***0***	***0***	***0***
TOTAL (WEST STANISLAUS IRRIGATION DISTRICT)	***0***	***0***	***0***
TOTAL (PATTERSON IRRIGATION DISTRICT)	***484***	***460***	***1538***
TOTAL (SAN LUIS WATER DISTRICT)	***0***	***0***	***0***
TOTAL (PANOCHE WATER DISTRICT)	***0***	***0***	***0***
TOTAL (MERCY SPRINGS WATER DISTRICT)	***0***	***0***	***0***
TOTAL (WIDREN WATER DISTRICT)	***203***	***193***	***895***
TOTAL (FIREBAUGH WATER DISTRICT)	***0***	***0***	***0***
Other Warren Act Conveyance Credit Totals			
Del Puerto Water District:	***0***	***0***	***0***
Banta Carbona Irrigation District:	***1500***	***1425***	***8075***
West Stanislaus Irrigation District:	***0***	***0***	***0***
Byron Bethany Irrigation District:	***0***	***0***	***0***
Patterson Irrigation District:	***0***	***0***	***0***
San Joaquin River Restoration Pump Back BCID:	***1425***	***1425***	***10212***
San Joaquin River Restoration Pump Back PID:	***1425***	***1425***	***10720***

Notes: 3.32-R, 20.42-L, 31.31-L and 42.53-L are River water

CREDITS FOR EXCHANGE AGREEMENTS WITH CCID

(ALL FIGURES IN ACRE FEET)

Sept 2018 EC AGMT Credits

CREDITS UNDER EXCHANGE AGREEMENTS WITH CCID	MONTH	YEAR
DEL PUERTO WATER DISTRICT	0	1187
SAN LUIS WATER DISTRICT	0	82
PACHECO WATER DISTRICT	0	0
PANOCHE WATER DISTRICT	0	192
WESTLANDS WATER DISTRICT	0	3185
FIREBAUGH CANAL WATER DISTRICT	0	0
EXCHANGE AGREEMENT CREDIT TOTAL	***0***	***4646***

SOD 18-507

FINAL

MENDOTA POOL OPERATIONS
2018
ALL FIGURES IN ACRE-FEET

To: Adam Hoffman; Bill Pipes; Cheryl Lassotovitch; Danny Wade; Donna Hanneman; Emily Thomas; Erma Leal; Steve Brueggemann; Gabe Mora; Hallie Rajkovich; Janet Gutierrez; Jason Dean; Jason Smith; Jeff Gallmann; Joy Kelley; Katarina Buelna; Linda Colella; Liz Kiteck; Margie Lowe; Mark Rhodes; Marta Rivas; Melody Hernandez; Rebecca Heilman; Rick Yribarren; Sonya Nechanicky; Stacey Smith; Steven Stadler; Ted Baker; Tom Boardman; Tona Mederios; Wes Harrison; William Halligan

Prepared by: Chauncey Lee, Water Operations Superintendent, 530-228-4504 (cell)

Date: 10/16/18

	JAN	FEB	MAR	APR	MAY	JUN	JUL	AUG	SEP	OCT	NOV	DEC	TOTAL
FCWD	0	0	0	0	0	0	0	0	0				0
CCID	0	0	0	0	0	0	0	0	0				0
FRESNO SLOUGH	56	350	108	250	656	695	480	162	51				2808
TPUD	0	12	16	0	1	29	27	23	0				108
JAMES I.D.	2998	6746	0	277	3280	6992	7133	2739	1385				31550
MEYERS	714	352	0	1014	127	136	113	136	78				2670
M.L. DUDLEY & INDART [1]	104	113	142	317	338	522	471	678	403				3088
MID VALLEY* (Kings River)	0	0	0	0	0	0	0	0	0				0
REC. DIST. 1606	8	6	5	37	88	108	71	47	12				382
STATE FISH & WILDLIFE	1428	896	242	248	474	616	771	1261	3274				9210
TRACTION	543	544	103	145	326	492	1166	374	75				3768
UNMETERED	120	125	50	40	40	40	240	200	475				1330
Total	2091	1565	395	433	840	1148	2177	1835	3824				14308
COELHO FAMILY TRUST [2]	286	465	131	382	1083	1320	1480	772	510				6429
TRANQUILITY I.D.	336	2259	474	1612	2197	4305	4375	2932	1399				19889
WESTLANDS LATERAL-6	0	0	0	0	0	0	0	0	0				0
WESTLANDS LATERAL-7	0	0	0	0	0	0	0	0	0				0
LEMPESIS V.L. [3]	0	4	14	54	96	122	83	28	42				443
TOTAL	6593	11872	1285	4376	8706	15377	16410	9352	7704	0	0	0	81675

NUMBERS SHOWN IN **BOLD** WERE REVISED AFTER DISTRIBUTION OF REPORT

1 aka COELHO-GARDNER-HANSEN 2 aka TERRA LINDA FARMS 3 aka WILSON JW

	Article 215 Water	**Kings River Water**
Jan-18		
Feb-18		
Mar-18		
Apr-18		
May-18		
Jun-18		
Jul-18		
Aug-18		
Sep-18		
Oct-18		
Nov-18		
Dec-18		

Duck Clubs (Percent Full)	BECK	120	PATOS	COLE	TRANQUILITY	1 ACRE
	0%	0%	0%	0%	0%	0%

Jan, 2018
DMC Inflow 27,918 A.F.
James Bypass Flows 0 A.F.

Feb, 2018
DMC Inflow 73,588 A.F.
James Bypass Flows 0 A.F.

Mar, 2018
DMC Inflow 21,918 AF
James Bypass Flows 0 AF

Apr, 2018
DMC Inflow 36,397 AF
James Bypass Flows 0 AF

May, 2018
DMC Inflow 91,291 A.F.
James Bypass Flows 0 A.F.

June, 2018
DMC Inflow 130,068 A.F
James Bypass Flows 0 A.F.

July, 2018
DMC Inflow 152,085 A.F.
James Bypass Flows 0 A.F.

Aug, 2018
DMC Inflow 119,446 A.F.
James Bypass Flows 0 A.F.

Sept, 2018
DMC Inflow 83,307 A.F
James Bypass Flows 0 A.F.

Oct, 2018
DMC Inflow A.F
James Bypass Flows AF

Nov, 2018
DMC Inflow A.F
James Bypass Flows A.F.

Dec, 2018
DMC Inflow AF
James Bypass Flows AF

FINAL

MENDOTA POOL WELL PUMP IN
2018
(ALL FIGURES IN ACRE-FEET)

Adam Hoffman; Anthony Coelho; Bill Pipes; Cheryl Lassotovitch; Chris White; Danny Wade; Darrell Vincent; Donald McCurdy; Erma Leal; Gabe Mora; Hilda Urbano; James Merrill; Janet Gutierrez; Jason Dean; Jeff Bryant; Jim Stillwell; Juan Pacheco; Katrina Buelna; Ken Carvalho; Margie Lowe; Mark Rhodes; Marta Rivas; Melody Hernandez; Rick Yirbarren; Rod Wade; Sophia Pulido; Stacey Smith; Steven Stadler; Wes Harrison; Will Halligan

Prepared by: Chauncey Lee, Water Operations Superintendent, 530-228-4504 (cell)

Date: 10/16/18

	JAN	FEB	MAR	APR	MAY	JUN	JUL	AUG	SEP	OCT	NOV	DEC	TOTAL
COELHO FAMILY TRUST [1]	135	209	1090	1142	1968	1237	544	104	323				6752
M.L. DUDLEY & INDART [2]	0	0	111	294	465	302	382	254	453				2261
FORDEL	0	0	23	155	505	333	497	445	139				2097
COELHO WEST	0	0	224	231	200	174	182	178	197				1386
CASACA VINYARDS	0	0	248	211	195	154	160	154	131				1253
DPF	0	0	129	136	153	121	168	148	127				982
SOLO MIO	0	0	66	85	80	70	72	54	51				478
BAKER FARMS	0	0	838	753	663	6	0	0	314				2574
FARMERS W.D.	0	0	1587	1435	1348	24	0	0	1447				5841
MEYERS	0	16	0	21	99	228	0	18	0				382
MEYERS BANKED	0	0	0	0	0	0	0	0	0				0
SILVER CREEK	0	0	168	164	137	137	144	133	103				986
TRANQUILITY I.D.	0	0	0	0	0	0	0	0	0				0
FCWD	0	0	0	1	150	294	353	303	270				1371
YRIBARREN FARMS	0	0	0	0	0	0	0	0	0				0
LEMPESIS V.L.	68	204	90	154	351	325	341	154	46				1733
ETCHEGOINBERRY	0	0	0	0	0	0	0	0	0				0
FRESNO SLOUGH W.D.	0	73	0	0	99	168	26	0	0				366
LSK-1	0	0	0	7	0	0	0	0	0				7
TOTAL	203	502	4574	4789	6413	3573	2869	1945	3601	0	0	0	28469

NUMBERS SHOWN IN **BOLD** WERE REVISED AFTER DISTRIBUTION OF REPORT

[1] aka TERRA LINDA FARMS

[2] aka COELHO-GARDNER-HANSEN

Spill Back Credit

	JAN	FEB	MAR	APR	MAY	JUN	JUL	AUG	SEP	OCT	NOV	DEC	TOTAL
James ID (per C. Lee)	0	0	0	0	0	0	0	0	0	0	0	0	0
James ID (per JID)	0	0	0	0	0	0	0	0	0	0	0	0	0
Variance	0	0	0	0	0	0	0	0	0	0	0	0	0

FINAL

SAN LUIS UNIT DELIVERIES

(ALL FIGURES IN ACRE-FEET)
September 2018

To: Erma Leal; Gabe Mora; Katrina Buelna; Linda Colella; Mark Rhodes; Marta Rivas; Melody Hernandez; Rebecca Heilman; Scott Crist; Sonya F Nechanicky; Stacey Smith; Tatiana Carrillo; Tom Boardman

Prepared by: Chauney Lee, Water Operations Superintendent, 530-228-4504 (cell)

Source document: Table 19 (DWR)

Date: 10/16/18

O'NEILL FOREBAY AND POOL 13, SAN LUIS CANAL

O'NEILL FOREBAY WILDLIFE AREA		7
SAN LUIS WATER DISTRICT	AG	294
	M&I	59
V.A. CEMETERY		75
SUBTOTAL		**435**

SAN LUIS CANAL, POOLS 14 THRU 21

SAN LUIS WATER DISTRICT	AG	4676
	M&I	2
PANOCHE WATER DISTRICT	AG	1708
	M&I	10
PACHECO WATER DISTRICT	AG	689
	M&I	0
PACHECO C.C.I.D. NON PROJECT		0
SUBTOTAL		**7085**

TOTAL SAN LUIS UNIT **7520**

PANOCHE M&I INCLUDES 0 A.F. @ 89.70-L DOS PALOS
SAN LUIS WATER DISTRICT WELL WATER CREDIT- M.P. 79.67-R = 0

MONTHLY DELIVERIES FOR SAN FELIPE UNIT

SANTA CLARA VALLEY W.D.	5748
SAN BENITO CO. W.D.	3733
CASA DE FRUTA	0
TOTAL	**9481**

Monthly Availability Report

CW "Bill" Jones Pumping Plant

September - 2018

Unit #	Max Hours	Scheduled Outages (1)	%	Unscheduled Outages (2)	%	Over-all Availability %	Starts Pump	Comments
Unit-1	720	0.0	0.00%	0.0	0.00%	100.00%	3	
Unit-2	720	4.5	0.63%	85.6	11.89%	87.48%	2	(1) Brush Replacement (2) False 87 Diff Trip
Unit-3	720	0.0	0.00%	75.4	10.47%	89.53%	1	(2) Damaged Slip Ring
Unit-4	720	0.0	0.00%	0.0	0.00%	100.00%	3	
Unit-5	720	0.0	0.00%	0.0	0.00%	100.00%	2	
Unit-6	720	720.0	100.00%	0.0	0.00%	0.00%	0	(1) Unit Rewind
Total	4320	724.5	17%	161.0	3.73%	79.27%	11	

Notes:

(1) Planned maintenance

(2) Emergency outages and maintenance performed with less than 24 hours advance notice

Monthly Availability Report

O'Neill Pump/Generating Plant

September - 2018

Unit #	Max Hours	Scheduled Outages (1)	%	Unscheduled Outages (2)	%	Over-all Availability %	Starts		Comments
							Pump	Gen	
Unit-1	720	720.0	100.00%	0.0	0.00%	0.00%	0	0	(1) Pump/Penstock Rehab
Unit-2	720	0.0	0.00%	0.0	0.00%	100.00%	2	0	
Unit-3	720	0.0	0.00%	0.0	0.00%	100.00%	2	2	
Unit-4	720	0.0	0.00%	0.0	0.00%	100.00%	0	0	
Unit-5	720	0.0	0.00%	0.0	0.00%	100.00%	3	1	
Unit-6	720	0.0	0.00%	0.0	0.00%	100.00%	3	1	
Total	4320	720.0	17%	0.0	0.00%	83.00%	10	4	

Notes:

(1) Planned maintenance

(2) Emergency outages and maintenance performed with less than 24 hours advance notice

Monthly Availability Report

DCI Pumping Plant

September - 2018

Unit #	Max Hours	Scheduled Outages (1)	%	Unscheduled Outages (2)	%	Over-all Availability %	Starts Pump	Comments
Unit-1	720	0.0	0.00%	0.0	0.00%	100.00%	1	
Unit-2	720	0.0	0.00%	0.0	0.00%	100.00%	1	
Unit-5	720	0.0	0.00%	0.0	0.00%	100.00%	1	
Unit-6	720	0.0	0.00%	0.0	0.00%	100.00%	1	
Total	2880	0.0	0%	0.0	0.00%	100.00%	4	

Notes:

(1) Planned maintenance

(2) Emergency outages and maintenance performed with less than 24 hours advance notice

November 8, 2018

To: Frances Mizuno, Assistant Executive Director

From: Bob Martin, Engineering & Planning Department Manager

Subject: IRWM Report for October 2018

Integrated Regional Water Management Activity Summary:

Disadvantaged Community Involvement Program (DACIP) –

The $3.1 million grant application was approved by the Department of Water Resources. Contra Costa Water District has received the final grant agreement and CCWD has prepared individual sub-agreements to act as the mechanism for individual RWMGs to receive grant funds in accordance with the State requirements. The framework for collaboration, which describes how each region coordinates throughout this process, has been finalized and agreed upon. The consultant is scheduled to begin work following a November 6th kick-off meeting, on the Needs Assessment for Disadvantaged Communities in the funding region. Authority staff has requested advanced funding for the three (3) Authority projects associated with this effort, which will allow for the projects to be funded directly by the grant funding, and therefore Authority member agencies will not be asked to fund this particular IRWM related effort in the upcoming fiscal year, if the grant funding will be available by March 1, 2019.

General Westside IRWM Plan:

There was no meeting of the Westside-San Joaquin Region Regional Water Management Group (RWMG) in October. The consultant compiled all comments, incorporated the revised boundary files and agency list, and completed the public draft update. The administrative draft of the Westside San Joaquin IRWM Plan will be distributed for public review and posted to the Authority website on October 29. The Plan will be presented to the Authority Board of Directors in December at the end of the public review period.

Authority staff completed the work necessary for amending the Westside-San Joaquin IRWM funding region boundary and submitted the necessary files to the Department of Water Resources for review.

Andrew Garcia continued participation in Tulare-Kern funding area discussions for both the 2018 Implementation Grant and the DACIP grant in order to ensure funding opportunities for participating member agencies (Westlands Water District). The grant application has not been submitted and the needs assessment scope was approved in September by the funding region committee. The scope of work for the needs assessment has now been finalized and the Work Plan has been submitted to DWR.

November 8, 2018

To: Frances Mizuno, Assistant Executive Director

From: Bob Martin, Engineering & Planning Department Manager

Subject: SGMA Report for October 2018

Sustainable Groundwater Management Activity Summary:

Northern and Central Delta-Mendota Region –

Zachary Roy, Water Resources Coordinator, continued to develop maps for the Delta-Mendota subbasin which indicate the extents of groundwater dependent ecosystems (GDEs). This includes depth to water contour development, truth checking The Nature Conservancy datasets, and working with Grassland Water District staff to incorporate their comments during the refinement process. A substantial amount of effort was put into incorporating new monitoring well data that reflect staff level knowledge of groundwater conditions, particularly in the Grassland Water District area where water levels are shallow. Zach also created water level contour maps from Water Year 2003 through Water Year 2017 to assist the consultant in calculating water budgets, boundary flow conditions, and change in storage. This step was necessary due to the Authority not receiving a calibrated version of the USGS CVHM2 model in time to coordinate water budgets with other agencies in the subbasin. As a reminder, rather than solely relying on the USGS provided groundwater model (which is currently being calibrated to stakeholder water level data), the historic and current water budget was developed using specific model data sets and actual depth to groundwater measurements, groundwater elevation contours, and surface water delivery information.

The joint North and Central Committee meeting was held on October 25th at the Santa Nella County Water District office in Santa Nella. Those present discussed budget-to-actual reports, the draft fiscal year 2020 budget, subsidence and critical infrastructure in the region and water budget results. Leslie Dumas with Woodard & Curran provided a status update on work performed by the technical working group, with respect to subsidence, water quality monitoring and water budget results and development process. The Authority also notified the Management Committee that staff is available to attend individual board meetings and grower meetings to present on SGMA activities and the GSP development status. The Authority presented further information regarding the inclusion of an unmanaged area of San Benito County in the region's GSP, which was agreed upon by both the North and Central Committees, with written approval on this concept by DWR and the State Board. San Benito County currently has a signed Memorandum of Agreement to execute for inclusion in the region's GSP, which will be entered into with the Central DM Region Multi-Agency GSA.

The Second Amendment to the Northern and Central Region Activity Agreements is in final form, with parties anticipated to continue execution through October. A final executed copy will be distributed to all parties when each agency has provided signatures and a final copy is filed internally.

General SGMA Activities:

A Delta-Mendota Subbasin Technical Working Group meeting was held on October 16th, with a focus on subsidence monitoring, critical infrastructure, and sustainability criteria. The technical working group was tasked with providing specific information following this meeting to the consultant to compile prior to a follow-up meeting in November. This meeting was led by the Woodard & Curran team, with weekly teleconferences of this workgroup coordinated by them as well.

A Delta-Mendota Subbasin Communications Working Group meeting was held on October 19th, led by Stantec, to finalize plans for the 3 October workshops. The workshops focused on water budget and basin characterization, and were held in Firebaugh, Los Banos, and Patterson.

The monthly Delta-Mendota Subbasin Coordination Committee meeting was held on October 8th, at 10:00 AM at the Authority Boardroom. Andrew Garcia requested this Committee consider recommendations from the technical working group for coordinating water budgets. The Committee also discussed methodologies and timelines for coordinating individual water budgets and projecting future water budgets while factoring in climate change, per the SGMA regulations. Also important to note, agencies held an initial meeting to discuss which reaches of the San Joaquin River are “gaining” and “losing” and an agreed upon method and dataset to make this determination and for future monitoring. A ‘Water Budget Workshop’ for the technical working group and consultants was held October 30th to discuss initial results for each of the (6) GSPs and to compare results.